

TECNICO  
collection



13  
**SIGMA**  
LED 1



33  
**SIGMA**



44  
**STRIP**  
LED



15  
**SIGMA**  
LED 2



34  
**SIGMA 3**



52  
**FOCUS**  
300



16  
**OMEGA**  
LED



36  
**OMEGA**



66  
**FOCUS**  
160



18  
**DELTA**  
LED  
TOUCH  
MOV



37  
**DELTA**



72  
**FOCUS 1**



22  
**TAU**  
LED  
TOUCH  
MOV



38  
**TAU**




78  
**TWIN**



24  
**SIHON**  
LED  
TOUCH  
MOV



40  
**KAPPA**



79  
**FLIGHT**  
SYSTEM



28  
**ETHA**



41  
**PIATTO**



30  
**OMEGA**  
WET



42  
**SIHON**



# SIGMA LED 1

Design Athena

Profilo in alluminio anodizzato completo di strip LED. Schermo in policarbonato, cavo alimentazione mm 2000

Anodized aluminium profile complete with strip led. Polycarbonate screen, wire length mm 2000




A lunghezza massima profilo cm. 400 - per spedizioni max cm. 300

max length cm 400 - for shipment max length cm 300

bianco e nero lunghezza massima profilo cm. 210

white and black max length cm 210

Colori profilo  2 All. anodizzato  5 Bianco  9 Nero  
profile colours anodized al. white black



## PROFILI TAGLIATI A MISURA COMPLETI DI STRIP LED

Il codice del prodotto è riferito a 10 cm. di profilo completo di strip led.

Per definire la lunghezza finale del binario considerare la misura di taglio della strip (14,4w ogni 10 cm - 19,2w ogni 2,5cm)

+ 2cm per i tappi di chiusura e il cablaggio.

**Esempio di ordine:** Profilo + strip 14,4w/m cm 128 (profilo cm 128 strip cm 120) Profilo + strip 14,4w/m cm 152 (profilo cm 152 strip cm 150)

**Composizione codice:** profilo bianco-WW-schermo satinato = 9014-5-6-1 cm...

## TAILORED CUT PROFILES COMPLETED WITH LED STRIP

The code of the product is referred to 10cm of it.

To define the final length of the profile consider the cut measure of the strip (14,4w each 10cm - 19,2w each 2,5cm)

+2cm for the closing tops and the wiring

**Example of order:** profile + led strip 14,4w/m cm128 (profile cm128 strip cm120) profile + led strip 14,4w/m cm152 (profile cm152 strip cm150)

**Code composition:** white profile-WW-satinated screen = 9014-5-6-1 cm ...

Sigma Led con strip led **60 led/mt - 14,4W/m Lm/m 1080/1110 24 Vdc**

Durata: 30000 h Temperatura -20 +40°C taglio ogni 10 cm

Sigma Led with strip led **60 led/mt 14,4W/m Lm/m 1080/1110 24 Vdc**

Lasting 30000 h Temperature -20 +40°C Cut every 10 cm

Colori led  1 Natural white  6 Warm white  9 RGB  
led colours 4000-4500°K 2800-3300°K

9014 2 10 cm alluminio - 10 cm anodized alum.

9014 5 10 cm bianco - 10 cm white

9014 9 10 cm nero - 10 cm black

Profilo alluminio montato con strip led **240 led/mt - 19,2W/m Lm/m 1540/1580 24 Vdc**

Durata: 30000 h Temperatura -20 +40°C taglio ogni 2,5 cm

Anodized aluminium profile assembled with strip led **240 led/mt 19,2W/m Lm/m 1540/1580 24 Vdc**

Lasting 30000 h Temperature -20 +40°C Cut every 2,5 cm

Colori led  1 Natural white  6 Warm white  
led colours 4000-4500°K 2800-3300°K

9019 2 10 cm alluminio - 10 cm anodized alum.

9019 5 10 cm bianco - 10 cm white

9019 9 10 cm nero - 10 cm black

Schermo - Screen



1 Satinato



2 Curvo satinato

CE IP 40 LED CRI 75-80



## ACCESSORI



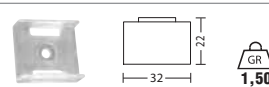
9654

Supporto per sospensione H 2000mm  
Suspension kit H 2000mm



9659

Supporto parete/soffitto orientabile  
Wall/ceiling adjustable kit



9656

Supporto parete/soffitto  
Wall/ceiling kit

Utilizzare alimentatore da pag. 204  
Schemi assemblaggio da pag. 214  
Use drivers from page 204  
Assembly schemes from page 214



Realizzazione effettuata da Pierlux - Casinalbo

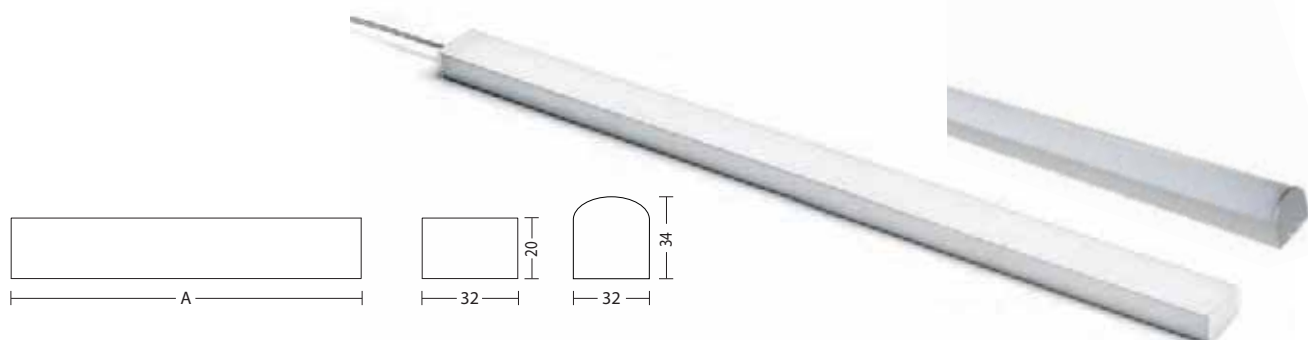


Realizzazione effettuata da Pierlux - Casinalbo

# SIGMA LED 2

Design Athena

Profilo in alluminio anodizzato completo di due strip LED. Schermo in policarbonato, cavo alimentazione mm 2000  
Anodized aluminium profile complete with two strip led. Polycarbonate screen, wire length mm 2000



A lunghezza massima profilo cm. 400 - per spedizioni max cm. 300  
max length cm 400 - for shipment max length cm 300  
bianco e nero lunghezza massima profilo cm. 210  
white and black max length cm 210

Colori profilo    ■ 2 All. anodizzato    □ 5 Bianco    ■ 9 Nero  
profile colours    anodized al.    white    black

## PROFILI TAGLIATI A MISURA COMPLETI DI STRIP LED

Il codice del prodotto è riferito a 10 cm. di profilo completo di strip led.

Per definire la lunghezza finale del binario considerare la misura di taglio della strip (14,4w ogni 10cm - 19,2w ogni 2,5cm) + 2cm per i tappi di chiusura e il cablaggio.

**Esempio di ordine:** Profilo + 2strip 14,4w/m cm128 (profilo cm128 2strip cm120) Profilo+ 2strip 14,4w/m cm152 (profilo cm152 2strip cm150)

**Composizione codice:** profilo bianco-WW-schermo satinato = 90214-5-6-1 cm....

## TAILORED CUT PROFILES COMPLETED WITH LED STRIP

The code of the product is referred to 10cm of it.

To define the final length of the profile consider the cut measure of the strip (14,4w each 10cm - 19,2w each 2,5cm) +2cm for the closing tops and the wiring

**Example of order:** profile + 2 led strip 14,4w/m cm128 (profile cm128 2strip cm120) profile + 2led strip 14,4w/m cm152 (profile cm152 2strip cm150)

**Code composition:** white profile-WW-satinated screen = 90214-5-6-1 cm ....

Sigma2 led con 2 strip **60 led/m 14,4 w/m Lm/m 2160/2220 24 Vdc**

Durata 30000h Temp. -20+40°C Taglio ogni 10cm

Sigma2 led with 2 strip **60 led/m 14,4w/m Lm/m 2160/2220 24 Vdc**

Lasting 30000h Temp. -20+40°C Cut every 10cm

Colori led    ■ 1 Natural white    ■ 6 Warm white    ■ 9 RGB  
led colours    4000-4500°K    2800-3300°K

**90214 2** 10 cm alluminio - 10 cm anodized alum.

**90214 5** 10 cm bianco - 10 cm white

**90214 9** 10 cm nero - 10 cm black

Sigma2 led con 2 strip **240 led/m 19,2 w/m Lm/m 3080/3160 24 Vdc**

Durata 30000h Temp. -20+40°C Taglio ogni 2,5cm

Sigma2 led with 2 strip **240 led/m 19,2w/m Lm/m 3080/3160 24 Vdc**

Lasting 30000h Temp. -20+40°C Cut every 2,5cm

Colori led    ■ 1 Natural white    ■ 6 Warm white  
led colours    4000-4500°K    2800-3300°K

**90219 2** 10 cm alluminio - 10 cm anodized alum.

**90219 5** 10 cm bianco - 10 cm white

**90219 9** 10 cm nero - 10 cm black

Schermo - Screen



1 Satinato



2 Curvo satinato

CE IP 40 LED CRI 75-80



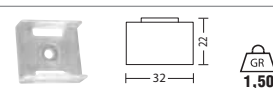
## ACCESSORI



**9654**  
Supporto per sospensione H 2000mm  
Suspension kit H 2000mm



**9659**  
Supporto parete/soffitto orientabile  
Wall/ceiling adjustable kit



**9656**  
Supporto parete/soffitto  
Wall/ceiling kit

Utilizzare alimentatore da pag. 204  
Schemi assemblaggio da pag. 214  
Use drivers from page 204  
Assembly schemes from page 214

# OMEGA LED

Design Athena

Profilo in alluminio anodizzato completo di strip LED. Schermo in policarbonato, cavo alimentazione mm 2000

Anodized aluminium profile complete with strip led. Polycarbonate screen, wire length mm 2000



A lunghezza massima profilo cm. 400 - per spedizioni max cm. 300  
 max length cm 400 - for shipment max length cm 300  
 bianco e nero lunghezza massima profilo cm. 210  
 white and black max length cm 210

Colori profilo  2 All. anodizzato  5 Bianco  9 Nero  
 profile colours anodized al. white black

## PROFILI TAGLIATI A MISURA COMPLETI DI STRIP LED

Il codice del prodotto è riferito a 10 cm. di profilo completo di strip led.

Per definire la lunghezza finale del binario considerare la misura di taglio della strip (14,4w ogni 10cm - 19,2w ogni 2,5cm) + 2cm per i tappi di chiusura e il cablaggio.

**Esempio di ordine:** Profilo + strip 14,4w/m cm128 (profilo cm128 strip cm120) Profilo + strip 14,4w/m cm152 (profilo cm152 strip cm150)

**Composizione codice:** profilo-WW-schermo satinato = 9514-6-1 cm....

## TAILORED CUT PROFILES COMPLETED WITH LED STRIP

The code of the product is referred to 10cm of it.

To define the final length of the profile consider the cut measure of the strip (14,4w each 10cm - 19,2w each 2,5cm) +2cm for the closing tops and the wiring

**Example of order:** profile + led strip 14,4w/m cm128 (profile cm128 strip cm120) profile + led strip 14,4w/m cm152 (profile cm152 strip cm150)

**Code composition:** profile-WW-satinated screen = 9514-6-1 cm ....

Omega led con strip **60 led/m 14,4 w/m Lm/m 1080/1110 24 Vdc**

Durata 30000h Temp. -20+40°C Taglio ogni 10cm

Omega led with strip **60 led/m 14,4w/m Lm/m 1080/1110 24 Vdc**

Lasting 30000h Temp. -20+40°C Cut every 10cm

Colori led  1 Natural white  6 Warm white  9 RGB  
 led colours 4000-4500°K 2800-3300°K

**9514 2** 10 cm alluminio - 10 cm anodized alum.

Omega led con strip **240 led/m 19,2 w/m Lm/m 1540/1580 24 Vdc**

Durata 30000h Temp. -20+40°C Taglio ogni 2,5cm

Omega led with strip **240 led/m 19,2w/m Lm/m 1540/1580 24 Vdc**

Lasting 30000h Temp. -20+40°C Cut every 2,5cm

Colori led  1 Natural white  6 Warm white  
 led colours 4000-4500°K 2800-3300°K

**9519 2** 10 cm alluminio - 10 cm anodized alum.

Schermo - Screen



1 Satinato



2 Trasparente



3 Lente 40°/Trasparente

CE IP 40 LED CRI 75-80 A F D

## ACCESSORI

Utilizzare alimentatore da pag. 204  
 Schemi assemblaggio da pag. 214  
 Use drivers from page 204  
 Assembly schemes from page 214



**9655**

Supporto parete/soffitto orientabile  
 Wall/ceiling adjustable kit



**9654**

Supporto per sospensione H 2000mm  
 Suspension kit H 2000mm





# DELTA LED

Design Athena

Profilo in alluminio anodizzato completo di strip LED. Schermo in policarbonato, cavo alimentazione mm 2000

Anodized aluminium profile complete with strip led. Polycarbonate screen, wire length mm 2000



A lunghezza massima profilo cm. 400 - per spedizioni max cm. 300  
 max length cm 400 - for shipment max length cm 300  
 bianco e nero lunghezza massima profilo cm. 210  
 white and black max length cm 210

Colori profilo    ■ 2 All. anodizzato    □ 5 Bianco    ■ 9 Nero  
 profile colours    anodized al.    white    black

## PROFILI TAGLIATI A MISURA COMPLETI DI STRIP LED

Il codice del prodotto è riferito a 10 cm. di profilo completo di strip led.

Per definire la lunghezza finale del binario considerare la misura di taglio della strip (14,4w ogni 10cm - 19,2w ogni 2,5cm) + 2cm per i tappi di chiusura e il cablaggio oppure + 8cm per le versioni Touch e Mov.

**Esempio di ordine:** Profilo Touch + strip 14,4w/m cm128 (profilo cm128 - strip cm120) Profilo Led + strip 14,4w/m cm152 (profilo cm152 strip cm150)

**Composizione codice:** profilo bianco-WW-schermo satinato = 9614-5-6-1 cm....

## TAILORED CUT PROFILES COMPLETED WITH LED STRIP

The code of the product is referred to 10cm of it.

To define the final length of the profile consider the cut measure of the strip (14,4w each 10cm - 19,2w each 2,5cm)

+2cm necessary for the closing tops and the wiring or +8cm for the versions Touch and Mov

**Example of order:** profile Touch + strip 14,4w/m cm128 (profile cm128 - strip cm120) profile Led + strip 14,4w/m of cm152 (profile cm152 - strip cm150)

**Code composition:** white profile - ww -w satin screen = 9614-5-6-1 cm.....

Delta led con strip **60 led/m 14,4 w/m Lm/m 1080/1110 24 Vdc**

Durata 30000h Temp. -20+40°C Taglio ogni 10cm

Delta led with strip **60 led/m 14,4 w/m Lm/m 1080/1110 24 Vdc**

Lasting 30000h Temp. -20+40°C Cut every 10cm

Colori led    ■ 1 Natural white    ■ 6 Warm white    ■ 9 RGB  
 led colours    4000-4500°K    2800-3300°K

**9614 2** 10 cm alluminio - 10 cm anodized alum.

**9614 5** 10 cm bianco - 10 cm white

**9614 9** 10 cm nero - 10 cm black

Delta led con strip **240 led/m 19,2 w/m Lm/m 1540/1580 24 Vdc**

Durata 30000h Temp. -20+40°C Taglio ogni 2,5cm

Delta led with strip **240 led/m 19,2 w/m Lm/m 1540/1580 24 Vdc**

Lasting 30000h Temp. -20+40°C Cut every 2,5cm

Colori led    ■ 1 Natural white    ■ 6 Warm white  
 led colours    4000-4500°K    2800-3300°K

**9619 2** 10 cm alluminio - 10 cm anodized alum.

**9619 5** 10 cm bianco - 10 cm white

**9619 9** 10 cm nero - 10 cm black

Schermo - Screen



1 Satinato



2 Trasparente



3 Lente 40°/Trasparente  
 (Solo Delta Led - Only Delta LED)

Driver non incluso.

Driver not included

CE IP 40 LED CRI 75-80 A V

## ACCESSORI

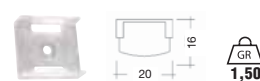
Utilizzare alimentatore da pag. 204  
 Schemi assemblaggio da pag. 214  
 Use drivers from page 204  
 Assembly schemes from page 214



**9655**  
 Supporto parete/soffitto orientabile  
 Wall/ceiling adjustable kit



**9654**  
 Supporto per sospensione H 2000mm  
 Suspension kit H 2000mm



**9656**  
 Supporto parete/soffitto  
 Wall/ceiling kit

## DELTA TOUCH

Design Athena

Profilo in alluminio anodizzato completo di strip led. Schermo in policarbonato e interruttore DIMMERABILE Touch (max 45w)  
Aluminium profile complete with strip led. Polycarbonate screen and Dimmable Touch switch (max 45w)



A Lunghezza massima con: strip 14,4 w/m = cm 310 strip 19,2 w/m = cm 225  
Max length Profile:with: strip 14,4 w/m = cm 310 strip 19,2 w/m = cm 225



Delta Touch con strip **60 led/mt 14,4 w/m con Touch 24 Vdc**

Durata: 30000h Temp -20° +40°C Lm/m 1080/1110 Taglio strip ogni 10cm

Delta Touch with strip **60 led/mt 14,4w/m with Touch 24 Vdc**

Lasting: 30000h Temp -20 +40°C Lm/m 1080/1110 Strip cut every 10cm

**96814 2** 10 cm alluminio - 10 cm anodized alum.

**96814 5** 10 cm bianco - 10 cm white

**96814 9** 10 cm nero - 10 cm black

Delta Touch con strip **240 led/mt 19,2w/m con Touch 24 Vdc**

Durata: 30000h Temp -20° +40°C Lm/m 1540/1580 Taglio strip ogni 2,5cm

Delta Touch with strip **240 led/mt 19,2w/m with Touch 24 Vdc**

Lasting: 30000h Temp -20 +40°C Lm/m 1540/1580 Strip cut every 2,5cm

**96819 2** 10 cm alluminio - 10 cm anodized alum.

**96819 5** 10 cm bianco - 10 cm white

**96819 9** 10 cm nero - 10 cm black

## DELTA TOUCH DYNAMIC WHITE

Design Athena

Profilo completo di strip led Dynamic White (cold/warm) Interruttore Touch per cambio colore da cold white a warm white (max 45w)  
Aluminium profile complete with strip led Dynamic White (cold/warm) Touch switch for colour change from cold to warm white (max 45w)

Delta Touch Dynamic con strip **120 led/mt 19,2 w/m con Touch 24 Vdc**

Durata: 30000 h Temp -20° +40°C Lm/m 800/820 Taglio strip ogni 5cm

Delta Touch Dynamic with strip **120 led/mt 19,2w/m with Touch 24 Vdc**

Lasting: 30000h Temp -20 +40°C Lm/m 800/820 Strip cut every 5cm

**96829 2** 10 cm alluminio - 10 cm anodized alum.

**96829 2** 10 cm bianco - 10 cm white

**96829 2** 10 cm nero - 10 cm black

Colori led  0 Dynamic white  
led colours 2700-7000°K

## DELTA MOV

Design Athena

Profilo completo di strip led. Schermo policarbonato.  
Sensore di presenza. (rilevazione max mt3 - 120° - max 140w)  
Aluminium profile complete with strip led. Polycarbonate screen. Presence detector.  
(detection max 3m - 120° - max 140w)



A Lunghezza massima profilo cm400 - per spedizioni max cm300  
Max length cm400 - for shipment max length cm300



Delta Mov con strip **60 led/mt 14,4 w/m 24 Vdc** con sensore di presenza

Durata: 30000 h Temp -20° +40°C Lm/m 1080/1110 Taglio strip ogni 10cm

Delta Mov with strip **60 led/mt 14,4w/m 24 Vdc** with presence detector

Lasting: 30000h Temp -20 +40°C Lm/m 1080/1110 Strip cut every 10cm

**96714 2** 10 cm alluminio - 10 cm anodized alum.

**96714 5** 10 cm bianco - 10 cm white

**96714 9** 10 cm nero - 10 cm black

Delta Mov con strip **240 led/mt 19,2w/m 24 Vdc** con sensore di presenza

Durata: 30000 h Temp -20° +40°C Lm/m 1540/1580 Taglio strip ogni 2,5cm

Delta Mov with strip **240 led/mt 19,2w/m 24 Vdc** with presence detector

Lasting: 30000h Temp -20 +40°C Lm/m 1540/1580 Strip cut every 2,5cm

**96719 2** 10 cm alluminio - 10 cm anodized alum.

**96719 5** 10 cm bianco - 10 cm white

**96719 9** 10 cm nero - 10 cm black






# TAU LED

Design Athena

Profilo in alluminio anodizzato angolare completo di strip LED. Schermo in policarbonato, cavo alimentazione mm 2000  
Anodized aluminium profile complete with strip led. Polycarbonate screen, wire length mm 2000



A lunghezza massima profilo cm. 400 - per spedizioni max cm. 300  
max length cm 400 - for shipment max length cm 300  
bianco e nero lunghezza massima profilo cm. 210  
white and black max length cm 210

Colori profilo  2 All. anodizzato  5 Bianco  9 Nero  
profile colours anodized al. white black

## PROFILI TAGLIATI A MISURA COMPLETI DI STRIP LED

Il codice del prodotto è riferito a 10 cm. di profilo completo di strip led.

Per definire la lunghezza finale del binario considerare la misura di taglio della strip (14,4w ogni 10cm - 19,2w ogni 2,5cm) + 2cm per i tappi di chiusura e il cablaggio oppure +8cm per le versioni Touch e Mov

**Esempio di ordine:** Profilo Touch + strip 14,4w/m cm128 (profilo cm128 strip cm120) Profilo Led + strip 14,4w/m cm152 (profilo cm152 strip cm150)

**Composizione codice:** profilo bianco-WW-schermo satinato = 9114-5-6-1 cm....

## TAILORED CUT PROFILES COMPLETED WITH LED STRIP

The code of the product is referred to 10cm of it.

To define the final length of the profile consider the cut measure of the strip (14,4w each 10cm - 19,2w each 2,5cm) +2cm for the closing tops and the wiring or +8cm for the versions Touch and Mov

**Example of order:** profile Touch + led strip 14,4w/m cm128 (profile cm128 strip cm120) profile Led + led strip 14,4w/m cm152 (profile cm152 strip cm150)

**Code composition:** white profile-WW -satined screen = 9114-5-6-1 cm ....

Tau Led con strip **60 led/m 14,4w/m Lm/m 1080/1110 24 Vdc**

Durata 30000h Temp. -20+40°C Taglio ogni 10cm

Tau Led with strip **60 led/m 14,4w/m Lm/m 1080/1110 24 Vdc**

Lasting 30000h Temp. -20+40°C Cut every 10cm

Colori led  1 Natural white  6 Warm white  9 RGB  
led colours 4000-4500°K 2800-3300°K

**9114 2** 10 cm alluminio - 10 cm anodized alum.

**9114 5** 10 cm bianco - 10 cm white

**9114 9** 10 cm nero - 10 cm black

Tau Led con strip **240 led/m 19,2w/m Lm/m 1540/1580 24 Vdc**

Durata 30000h Temp. -20+40°C Taglio ogni 2,5cm

Tau Led with strip **240 led/m 19,2w/m Lm/m 1540/1580 24 Vdc**

Lasting 30000h Temp. -20+40°C Cut every 2,5cm

Colori led  1 Natural white  6 Warm white  
led colours 4000-4500°K 2800-3300°K

**9119 2** 10 cm alluminio - 10 cm anodized alum.

**9119 5** 10 cm bianco - 10 cm white

**9119 9** 10 cm nero - 10 cm black

Schermo - Screen



1 Satinato



2 Trasparente

Driver non incluso.

Driver not included

CE IP 40 LED CRI 75-80



## ACCESSORI

Utilizzare alimentatore da pag. 204  
Schemi assemblaggio da pag. 214  
Use drivers from page 204  
Assembly schemes from page 214



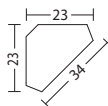

9656

Supporto parete/soffitto  
Wall/ceiling kit

## TAU TOUCH

Design Athena

Profilo in alluminio anodizzato completo di strip led. Schermo in policarbonato e interruttore DIMMERABILE Touch (max 45w)  
Aluminium profile complete with strip led. Polycarbonate screen and Dimmable Touch switch (max 45w)



A Lunghezza massima con: strip 14,4 w/m = cm310 strip 19,2 w/m = cm225  
Max length Profile:with: strip 14,4 w/m = cm310 strip 19,2 w/m = cm 225

**Tau Touch con strip 60 led/m 14,4w/m 24 Vdc con Touch**  
Durata: 30000 h Temp -20° +40°C Lm/m 1080/1110 Taglio ogni 10cm  
*Tau Touch with strip 60 led/m 14,4w/m 24 Vdc with Touch*  
Lasting: 30000h Temp -20 +40°C Lm/m 1080/1110 Cut every 10cm

**91814 2** 10 cm alluminio - 10 cm anodized alum.  
**91814 5** 10 cm bianco - 10 cm white  
**91814 9** 10 cm nero - 10 cm black

**Tau Touch con strip 240 led/mt 19,2w/m 24 Vdc con Touch**  
Durata: 30000 h Temp -20° +40°C Lm/m 1540/1580 Taglio ogni 2,5cm  
*Tau Touch with strip 240 led/m 19,2w/m 24 Vdc with Touch*  
Lasting: 30000h Temp -20 +40°C Lm/m 1540/1580 Cut every 2,5cm

**91819 2** 10 cm alluminio - 10 cm anodized alum.  
**91819 5** 10 cm bianco - 10 cm white  
**91819 9** 10 cm nero - 10 cm black

## TAU TOUCH DYNAMIC WHITE

Design Athena

Profilo completo di strip led.Dynamic White (cold/warm) Interruttore Touch per cambio colore da cold white a warm white (max 45w)  
Profile complete with strip led Dynamic White (cold/warm) Touch switch for colour change from cold to warm white (max 45w)

**Tau Touch Dynamic con strip 120 led/mt 19,2 w/m 24 Vdc con Touch**  
Durata: 30000 h Temperatura -20° +40°C Lm/m 800/820 Taglio strip ogni 5cm  
*Tau Touch with strip 120 led/mt 19,2w/m 24 Vdc with Touch*  
Lasting: 30000h Temp. -20 +40°C Lm/m 800/820 Cut every 5cm

**91829 2** 10 cm alluminio - 10 cm anodized alum.  
**91829 5** 10 cm bianco - 10 cm white  
**91829 9** 10 cm nero - 10 cm black

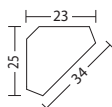
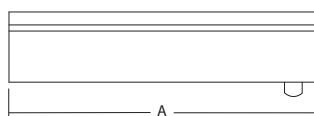
Colori led  0 Dynamic white  
led colours 2700-7000°K

## TAU MOV

Design Athena

Profilo in alluminio anodizzato completo di strip led. Schermo in policarbonato e sensore di presenza (rilevazione max m.3 - 120° - max 140w)

Aluminium profile complete with strip led. Polycarbonate screen and presence detector  
(detection max m.3 - 120° - max 140w)



A Lunghezza massima profilo cm400 - per spedizioni max cm300  
Max length cm400 - for shipment max length cm300

**Tau Mov con strip 60 led/mt 14,4 w/m 24 Vdc con sensore di presenza**  
Durata: 30000 h Temp -20° +40°C Lm/m 1080/1110 Taglio ogni 10cm  
*Tau Mov with strip 60 led/mt 14,4 w/m 24 Vdc with presence detector*  
Lasting: 30000h Temp. -20 +40°C Lm/m 1080/1110 Cut every 10cm

**91714 2** 10 cm alluminio - 10 cm anodized alum.  
**91714 5** 10 cm bianco - 10 cm white  
**91714 9** 10 cm nero - 10 cm black

**Tau Mov con strip 240 led/mt 19,2 w/m 24 Vdc con sensore di presenza**  
Durata: 30000 h Temp. -20° +40°C Lm/m 1540/1580 Taglio ogni 2,5cm  
*Tau Mov with strip 240 led/mt 19,2 w/m 24 Vdc with presence detector*  
Lasting: 30000h Temp. -20 +40°C Lm/m 1540/1580 Cut every 2,5cm


**91719 2** 10 cm alluminio - 10 cm anodized alum.  
**91719 5** 10 cm bianco - 10 cm white  
**91719 9** 10 cm nero - 10 cm black

# SIHON LED

Design Athena

Profilo in alluminio anodizzato completo di strip LED installazione anche ad incasso. Schermo in policarbonato, cavo alimentazione mm 2000

Anodized aluminium profile complete with strip led. Polycarbonate screen, wire length mm 2000



A lunghezza massima profilo cm. 400 - per spedizioni max cm. 300  
max length cm 400 - for shipment max length cm 300

Colori profilo  2 All. anodizzato  
profile colours  anodized al.

## PROFILI TAGLIATI A MISURA COMPLETI DI STRIP LED

Il codice del prodotto è riferito a 10 cm. di profilo completo di strip led.

Per definire la lunghezza finale del binario considerare la misura di taglio della strip (14,4w ogni 10cm - 19,2w ogni 2,5cm)

+2cm necessari per i tappi di chiusura e il cablaggio oppure + 8cm per le versioni Touch e Mov.

**Esempio di ordine:** Profilo + strip 14,4w/m cm128 (profilo cm128 strip cm120) Profilo Led + strip 14,4w/m cm152 (profilo cm152 strip cm150)

**Composizione codice:** profilo Touch-WW-schermo satinato = 9314-6-1 cm....

## TAILORED CUT PROFILES COMPLETED WITH LED STRIP

The code of the product is referred to 10cm of it.

To define the final length of the profile consider the cut measure of the strip (14,4w each 10cm - 19,2w each 2,5cm)

+2cm for the closing tops and the wiring or + 8cm for the version Touch or Mov.

**Example of order profile:** + led strip 14,4w/m cm128 (profile cm128 strip cm120) profile Led with led strip 14,4w/m cm152 (profile cm152 strip cm150)

**Code composition:** profile Touch-WW-satinated screen = 9314-6-1 cm ....

Sihon led con strip **60 led/m 14,4 w/m Lm/m 1080/1110 24 Vdc**

Durata 30000h Temp. -20+40°C Taglio ogni 10cm

Sihon led with strip **60 led/m 14,4w/m Lm/m 1080/1110 24 Vdc**

Lasting 30000h Temp. -20+40°C Cut every 10cm

Colori led  1 Natural white  6 Warm white  9 RGB  
led colours  4000-4500°K  2800-3300°K

**9314 2** 10 cm alluminio - 10 cm anodized alum.

Sihon led con strip **240 led/m 19,2w/m Lm/m 1540/1580 24 Vdc**

Durata 30000h Temp. -20+40°C Taglio ogni 2,5cm

Sihon led with strip **240 led/m 19,2w/m Lm/m 1540/1580 24 Vdc**

Lasting 30000h Temp. -20+40°C Cut every 2,5cm

Colori led  1 Natural white  6 Warm white  
led colours  4000-4500°K  2800-3300°K

**9319 2** 10 cm alluminio - 10 cm anodized alum.

CE IP 40 LED CRI 75-80   

## ACCESSORI

Utilizzare alimentatori da pag. 204 - Schemi assemblaggio da pag. 214  
Use drivers from page 204 - Assembly schemes from page 214


Driver non incluso.  
Driver not included

## SIHON TOUCH

Design Athena

Profilo in alluminio anodizzato completo di strip led. Schermo in policarbonato e interruttore DIMMERABILE Touch (max 45w)

Aluminium profile complete with strip led. Polycarbonate screen and Dimmable Touch switch (max 45w)



A Lunghezza massima con: strip 14,4 w/m = cm 310 strip 19,2 w/m = cm 225  
Max length Profile: with: strip 14,4 w/m = cm 310 strip 19,2 w/m = cm 225

Sihton Touch con strip **60 led/mt 14,4 w/m 24 Vdc** con Touch

Durata: 30000h Temp -20° +40°C Lm/m 1080/1110 Taglio strip ogni 10cm

Sihton Touch with strip **60 led/mt 14,4w/m 24 Vdc** with Touch

Lasting: 30000h Temp -20 +40°C Lm/m 1080/1110 Strip cut every 10cm

**93814 2** 10 cm alluminio - 10 cm anodized alum.

Sihton Touch con strip **240 led/mt 19,2w/m 24 Vdc** con Touch

Durata: 30000h Temp -20° +40°C Lm/m 1540/1580 Taglio strip ogni 2,5cm

Sihton Touch with strip **240 led/mt 19,2w/m 24 Vdc** with Touch

Lasting: 30000h Temp -20 +40°C Lm/m 1540/1580 Strip cut every 2,5cm

**93819 2** 10 cm alluminio - 10 cm anodized alum.

## SIHON TOUCH DYNAMIC WHITE

Design Athena

Profilo completo di strip led Dynamic White (cold/warm) Interruttore Touch per cambio colore da cold white a warm white (max 45w)

Aluminium profile complete with strip led Dynamic White (cold/warm) Touch switch for colour change from cold to warm white (max 45w)

Sihton Touch Dynamic con strip **120 led/mt 19,2 w/m 24 Vdc** con Touch

Durata: 30000 h Temp -20° +40°C Lm/m 800/820 Taglio strip ogni 5cm

Sihton Touch Dynamic with strip **120 led/mt 19,2w/m 24 Vdc** with Touch

Lasting: 30000h Temp -20 +40°C Lm/m 800/820 Strip cut every 5cm

**93829 2** 10 cm alluminio - 10 cm anodized alum.

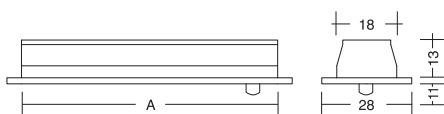
Colori led  0 Dynamic white  
led colours 2700-7000°K

## SIHON MOV

Design Athena

Profilo in alluminio anodizzato completo di strip led. Schermo in policarbonato e sensore di presenza (rilevazione max m.3 - 120° - max 140w)

Aluminium profile complete with strip led. Polycarbonate screen and presence detector (detection max m.3 - 120° - 140w)



A Lunghezza massima profilo cm400 - per spedizioni max cm300  
Max length cm400-for shipment max length cm300

Sihton Mov con strip **60 led/mt 14,4 w/m 24 Vdc** con sensore di presenza

Durata: 30000 h Temp -20° +40°C Lm/m 1080/1110 Taglio strip ogni 10cm

Sihton Mov with strip **60 led/mt 14,4w/m 24 Vdc** with presence detector

Lasting: 30000h Temp -20 +40°C Lm/m 1080/1110 Strip cut every 10cm

**93714 2** 10 cm alluminio - 10 cm anodized alum.

Sihton Mov con strip **240 led/mt 19,2w/m 24 Vdc** con sensore di presenza

Durata: 30000 h Temp -20° +40°C Lm/m 1540/1580 Taglio strip ogni 2,5cm

Sihton Mov with strip **240 led/mt 19,2w/m 24 Vdc** with presence detector

Lasting: 30000h Temp -20 +40°C Lm/m 1540/1580 Strip cut every 2,5cm

**93719 2** 10 cm alluminio - 10 cm anodized alum.





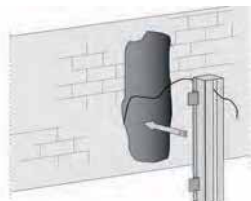
## ACCESSORI



**930599**

Controcassa per incasso  
murature e laterizio. mm 60 x 30  
*Casing for brickwork*

Il codice si riferisce a 10 cm di controcassa  
*Code number refer to 10 cm of casing*



mm 150 x 150



**930549**

Controcassa curva orizzontale  
per incasso murature e laterizio.  
*Horizontal corner casing  
for brickwork.*

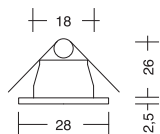


mm 150 x 150



**930550**

Controcassa curva verticale  
per incasso murature e laterizio.  
*Vertical corner casing for  
brickwork.*



**9353**

Molla per incasso controsoffitto  
e controcassa

*Spring for recessed ceiling*

Foro incasso larghezza 19 mm

*Recessed hole width 19 mm*

Da posizionare a inizio e fine binario  
più 1 ogni 50 cm

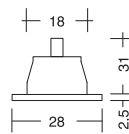
*Place: beginning - end and every 50 cm*



**9654**

Supporto per sospensione  
H 2000mm

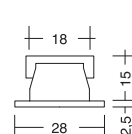
*Suspension kit H 2000mm*



**9655**

Supporto parete/soffitto orientabile

*Wall/ceiling adjustable kit*



**9656**

Supporto parete/soffitto

*Wall/ceiling kit*



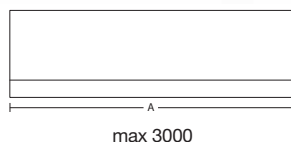
# ETHA

Design Athena

Profilo CALPESTABILE in alluminio anodizzato. Schermo in policarbonato completo di strip LED e cavo alimentazione mm2000  
WALKABLE anodized aluminium profile. Polycarbonate screen complete with strip led and wire length mm2000

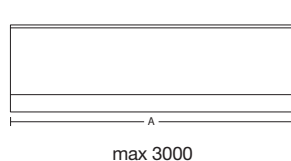


Cassaforma senza bordo  
Anodized aluminium profile



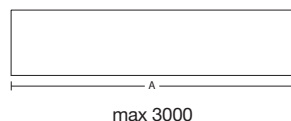
**9298 2** 10cm alluminio - 10cm anodized alum.

Cassaforma con bordo  
Anodized aluminium profile



**9299 2** 10cm alluminio - 10cm anodized alum.

Policarbonato con strip led  
Polycarbonate with strip led



Il codice si riferisce a 10 cm di profilo  
Code number refer to 10 cm of profile

## POLICARBONATO TAGLIATO A MISURA COMPLETO DI STRIP LED e cavo Fror 2x0,50 cm200

Il codice del prodotto è riferito a 10 cm. di profilo completo di strip led.

Per definire la lunghezza finale del binario considerare multipli da 10cm per strip 4,8w e multipli da 5cm per strip 9,6w + 4cm per i tappi di chiusura e il cablaggio.

**Esempio di ordine:** policarbonato + strip 4,8w/m cm124 (policarbonato cm124 strip cm120) profilo+ strip 9,6w/m cm147 (profilo cm147 strip cm140)

**Composizione codice:** policarbonato bianco-WW= 9205-6 cm....

### TAILORED CUT PROFILES COMPLETED WITH LED STRIP

The code of the product is referred to 10cm of it.

To define the final length of the profile consider multiples of 10cm for strip 4,8w and multiples of 5cm for strip 9,6w +4cm for the closing tops and the wiring

**Example of order:** polycarbonate + strip 4,8w/m cm124 (profile cm124 strip cm120) polycarbonate+strip 9,6w/m cm147 (profile cm147 strip cm140)

**Code composition:** white polycarbonate-WW = 9205-6 cm ....

Policarbonato con strip **60 led/mt 4,8 w/mt 24 Vdc** + Cavo Fror 2x0,50 cm200

Durata 30000h Temp. -20 +40°C Lm/m 360/400

Polycarbonate with strip led **60 led/mt 24 Vdc** + Fror cable 2x0,50 cm200

Last 30000h Temp. -20 +40°C Lm/m 360/400

**9205** 10cm policarbonato - 10cm polycarbonate.

Policarbonato con strip **120 led/mt 9,6 w/mt 24 Vdc** + Cavo Fror 2x0,50 cm200

Durata 30000h Temp. -20 +40°C Lm/m 780/800

Polycarbonate with strip led **120 led/mt 24 Vdc** + Fror cable 2x0,50 cm200

Last 30000h Temp. -20 +40°C Lm/m 780/800

**9210** 10cm policarbonato - 10cm polycarbonate.

Colori led  
led colours

■ 1 Natural white  
4000-4500°K

■ 6 Warm white  
2800-3300°K

CE IP 67 LED CRI 75-80



## ACCESSORI

Utilizzare alimentatori da pag. 204 - Schemi assemblaggio da pag. 214  
Use drivers from page 204 - Assembly schemes from page 214

Driver non incluso.  
Driver not included



# OMEGA WET

Design Athena

Profilo in alluminio anodizzato completo di strip led e inserito in tubo trasparente idoneo per IP67. Schermo in policarbonato. Completo di attacco parete/soffitto, tappo di chiusura e cavo di alimentazione Fror cm 200 o doppio cavo alimentazione Fror cm 20 + cm 200.

Anodized aluminium profile complete with strip, inserted in an IP67 clear tube. Polycarbonate screen. Complete with wall/ceiling connection, closure plug and 200 cm power supply cable.



## PROFILI TAGLIATI A MISURA INSERITI IN TUBO TRASPARENTE E COMPLETI DI STRIP LED

Il codice del prodotto è riferito a 10 cm. di profilo inserito in tubo trasparente e completo di strip led.

Per definire la lunghezza finale del binario considerare la misura di taglio della strip (4,8w e 14,4w ogni 10cm - 9,6w ogni 5cm) + 8cm per i tappi di chiusura e il cablaggio.

**Esempio di ordine:** Profilo+ strip 14,4w/m cm128 (profilo cm128 - strip cm120) Profilo+ strip 14,4w/m cm152 (profilo cm152 strip cm140)

**Composizione codice:** profilo-WW = 95514-6 cm....

## TAILORED CUT PROFILES INSERT IN A CLEAR TUBE AND COMPLETED WITH LED STRIP

The code of the product is referred to 10cm of it.

To define the final length of the profile consider the cut measure of the strip (4,8 and 14,4w each 10cm - 9,6w each 5cm) +8cm for the closing tops and the wiring

**Example of order:** profile + led strip 14,4w/m cm128 (profile cm128 strip cm120) profile with led strip 14,4w/m cm152 (profile cm152 strip cm140)

**Composizione codice:** profile-WW = 95514-6 cm....

## CAVO ALIMENTAZIONE FROR cm 200+TAPPO

Omega Wet IP67 con strip **60 led/m 4,8w/m 24 Vdc** lm/m 360/400

Durata 30000h Temp. -20+40°C Taglio ogni 10cm

Omega Wet IP67 with led strip **60 led/m 4,8w/m 24 Vdc** lm/m 360/400

Lasting 30000h Temp -20+40°C Strip cut every 10cm

**95505 2** 10cm alluminio - 10cm anodized alum.

Omega Wet IP67 con strip **120 led/m 9,6w/m 24 Vdc** lm/m 780/800

Durata 30000h Temp. -20+40°C Taglio ogni 5cm

Omega Wet IP67 with led strip **120 led/m 9,6w/m 24 Vdc** lm/m 780/800

Lasting 30000h Temp -20+40°C Strip cut every 5cm

**95510 2** 10cm alluminio - 10cm anodized alum.

Omega Wet IP67 con strip **60 led/m 14,4w/m 24 Vdc** lm/m 1080/1110

Durata 30000h Temp. -20+40°C Taglio ogni 10cm

Omega Wet IP67 with led strip **60 led/m 14,4w/m 24 Vdc** lm/m 1080/1110

Lasting 30000h Temp -20+40°C Strip cut every 10cm

**95514 2** 10cm alluminio - 10cm anodized alum.

# OMEGA WET

Design Athena



## DOPPIO CAVO ALIMENTAZIONE FROR cm 20+ cm 200

Omega Wet IP67 con strip **60 led/m 4,8w/m 24 Vdc** lm/m 360/400  
Durata 30000h Temp. -20+40°C Taglio ogni 10cm

Omega Wet IP67 with led strip **60 led/m 4,8w/m 24 Vdc** lm/m 360/400  
Lasting 30000h Temp -20+40°C Strip cut every 10cm

**95605 2** 10cm alluminio - 10cm anodized alum.

Omega Wet IP67 con strip **120 led/m 9,6 w/m 24 Vdc** lm/m 780/800  
Durata 30000h Temp. -20+40°C Taglio ogni 5cm

Omega Wet IP67 with led strip **120 led/m 9,6w/m 24 Vdc** lm/m 780/800  
Lasting 30000h Temp -20+40°C Strip cut every 5cm

**95610 2** 10cm alluminio - 10cm anodized alum.

Omega Wet IP67 con strip **60 led/m 14,4w/m 24 Vdc** lm/m 1080/1110  
Durata 30000h Temp. -20+40°C Taglio ogni 10cm

Omega Wet IP67 with led strip **60 led/m 14,4w/m 24 Vdc** lm/m 1080/1110  
Lasting 30000h Temp -20+40°C Strip cut every 10cm

**95614 2** 10cm alluminio - 10cm anodized alum.

Colori led led colours

■ 1 Natural white	■ 6 Warm white
4000-4500°K	2800-3300°K

Schermo - Screen



1 Satinato



2 Trasparente

CE IP 67 LED CRI 75-80 A V

## ACCESSORI

Utilizzare alimentatori da pag. 204 - Schemi assemblaggio da pag. 214  
Use drivers from page 204 - Assembly schemes from page 214

Driver non incluso.  
Driver not included

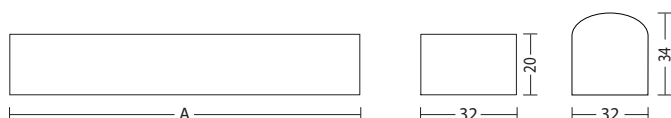


# SIGMA

Design Athena

## Profilo in alluminio anodizzato con schermo in policarbonato

Anodized aluminium profile complete with polycarbonate screen



A lunghezza massima profilo cm. 400 - per spedizioni max cm. 300  
 max length cm 400 - for shipment max length cm 300  
 bianco e nero lunghezza massima profilo cm. 210  
 white and black max length cm 210

Colori profilo profile colours  
 ■ 2 All. anodizzato anodized al. □ 5 Bianco white ■ 9 Nero black



9099 2 10 cm alluminio - 10 cm anodized alum.  
 9099 5 10 cm bianco - 10 cm white  
 9099 9 10 cm nero - 10 cm black

Il codice del prodotto è riferito a 10cm di profilo.  
 In fase d'ordine precisare la misura del profilo richiesta  
 Code number refer to 10cm profile.  
 Ordering, specify the length of the profile request

	<b>9047</b> Tappo con foro per schermo curvo Dead-end for curved screen		<b>7</b>		<b>9653</b> Elemento di congiunzione meccanico Straight mechanical connector		<b>0,80</b>
	<b>9048</b> Tappo senza foro per schermo curvo Dead-end for curved screen		<b>8</b>		<b>9654</b> Supporto per sospensione H 2000 mm Suspension kit H 2000 mm		<b>155</b>
	<b>9049</b> Angolo 90° verticale Vertical 90° corner		<b>180</b>		<b>9659</b> Supporto parete/soffitto orientabile Wall/ceiling adjustable kit		<b>68</b>
	<b>9050</b> Angolo 90° orizzontale Horizontal 90° corner		<b>180</b>		<b>9656</b> Supporto parete/soffitto Wall/ceiling kit		<b>1,50</b>
	<b>9051</b> Tappo senza foro per schermo piatto Dead-end for flat screen		<b>2</b>		<b>9657</b> Elemento di congiunzione meccanico per angolo 90° orizzontale Mechanical connector for horizontal corner 90°		<b>0,80</b>
	<b>9052</b> Tappo con foro per schermo piatto Holed end for flat screen		<b>2</b>		<b>9658</b> Elemento di congiunzione meccanico per angolo 90° verticale Mechanical connector for vertical corner 90°		<b>0,80</b>
	<b>9660</b> Lavorazione taglio ad angolo 45° dei profili 45° cutting of the profiles						

Schermo - Screen



1 Satinato



2 Curvo satinato

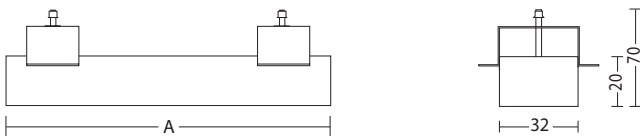


# SIGMA3

Design Athena

Profilo in alluminio anodizzato con schermo in policarbonato completo di accessori per installazione a scomparsa per soffitti e pareti in cartongesso

Anodized aluminium profile with polycarbonate screen and accessories for recessed mounting



A Lunghezza massima profilo cm.400 - per spedizioni max cm.300  
Max length cm 400 - for shipment max cm 300

**90399 2** 10 cm alluminio - 10 cm anodized alum.

Il codice del prodotto è riferito a 10cm di profilo.  
In fase d'ordine precisare la misura del profilo richiesta  
Code number refer to 10cm profile.  
Ordering, specify the length of the profile request



**9049** Angolo 90°  
verticale  
Vertical  
90° corner



**9051** Tappo senza foro  
Dead-end



**9052** Tappo con foro  
Holed end



**9050** Angolo 90°  
orizzontale  
Horizontal  
90° corner



**9653** Elemento di congiunzione meccanico  
Straight mechanical connector



**9657** Elemento di congiunzione meccanico  
per angolo 90° orizzontale  
Mechanical connector for horizontal  
corner 90°

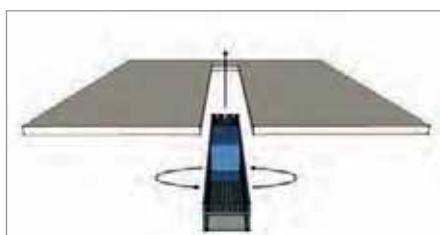


**9658** Elemento di congiunzione meccanico  
per angolo 90° verticale  
Mechanical connector for vertical  
corner 90°



**9660** Lavorazione taglio  
ad angolo 45° dei profili  
45° cutting of the profiles

Schema installazione  
Mounting scheme





# OMEGA

Design Athena

Profilo in alluminio anodizzato con schermo in policarbonato

Anodized aluminium profile complete with polycarbonate screen



max 3000

A lunghezza massima profilo cm. 400 - per spedizioni max cm. 300

max length cm 400 - for shipment max length cm 300

bianco e nero lunghezza massima profilo cm. 210

white and black max length cm 210

Colori profilo  
profile colours

■ 2 All. anodizzato anodized al. □ 5 Bianco white ■ 9 Nero black



**9549** Angolo 90°  
verticale  
Vertical  
90° corner



**9653** Elemento di congiunzione meccanico  
Straight mechanical connector



**9550** Angolo 90°  
orizzontale  
Horizontal  
90° corner



**9654** Supporto per sospensione H 2000 mm  
Suspension kit H 2000 mm



**9551** Tappo senza foro  
Dead-end



**9655** Supporto parete/soffitto orientabile  
Wall/ceiling adjustable kit



**9552** Tappo con foro  
Holed end



**9657** Elemento di congiunzione meccanico  
per angolo 90° orizzontale  
Mechanical connector for horizontal  
corner 90°



**9658** Elemento di congiunzione meccanico  
per angolo 90° verticale  
Mechanical connector for vertical  
corner 90°



**9660** Lavorazione taglio  
ad angolo 45° dei profili  
45° cutting of the profiles

Schermo - Screen



1 Satinato



2 Trasparente



3 Lente 40°/Trasparente

# DELTA

Design Athena

## Profilo in alluminio anodizzato con schermo in policarbonato

Anodized aluminium profile complete with polycarbonate screen



A lunghezza massima profilo cm. 400 - per spedizioni max cm. 300  
 max length cm 400 - for shipment max length cm 300  
 bianco e nero lunghezza massima profilo cm. 210  
 white and black max length cm 210

Colori profilo profile colours  
 ■ 2 All. anodizzato anodized al. □ 5 Bianco white ■ 9 Nero black



**9649** Angolo 90°  
 verticale  
 Vertical  
 90° corner



60



**9650** Angolo 90°  
 orizzontale  
 Horizontal  
 90° corner



60



**9651** Tappo senza foro  
 Dead-end



0,60



**9652** Tappo con foro  
 Holed end



0,60



**9657** Elemento di congiunzione meccanico  
 per angolo 90° orizzontale  
 Mechanical connector for horizontal  
 corner 90°



0,80



**9660** Lavorazione taglio  
 ad angolo 45° dei profili  
 45° cutting of the profiles



**9653** Elemento di congiunzione meccanico  
 Straight mechanical connector



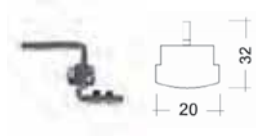
0,80



**9654** Supporto per sospensione H 2000 mm  
 Suspension kit H 2000 mm



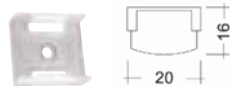
155



**9655** Supporto parete/soffitto orientabile  
 Wall/ceiling adjustable kit



68



**9656** Supporto parete/soffitto  
 Wall/ceiling kit



1,50



**9658** Elemento di congiunzione meccanico  
 per angolo 90° verticale  
 Mechanical connector for vertical  
 corner 90°



0,80

### Schermo - Screen



1 Satinato



2 Trasparente



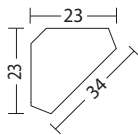
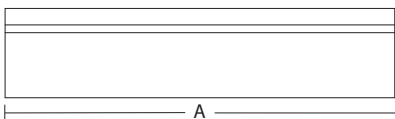
3 Lente 40°/Trasparente

# TAU

Design Athena

## Profilo angolare in alluminio anodizzato con schermo in policarbonato

Anodized aluminium profile with polycarbonate screen



<b>9199 2</b>	10 cm alluminio - 10 cm anodized alum.
<b>9199 5</b>	10 cm bianco - 10 cm white
<b>9199 9</b>	10 cm nero - 10 cm black

**A** lunghezza massima profilo cm. 400 - per spedizioni max cm. 300  
*max length cm 400 - for shipment max length cm 300*  
 bianco e nero lunghezza massima profilo cm. 210  
*white and black max length cm 210*

Il codice del prodotto è riferito a 10cm di profilo.  
 In fase d'ordine precisare la misura del profilo richiesta  
*Code number refer to 10cm profile.*  
*Ordering, specify the length of the profile request*

Colori profilo **2** All. anodizzato **5** Bianco **9** Nero  
*profile colours anodized al. white black*



**9660** Lavorazione taglio ad angolo 45° dei profili  
*45° cutting of the profiles*



**9151** Tappo senza foro  
*Dead-end*



**9653** Elemento di congiunzione meccanico  
*Straight mechanical connector*



**9152** Tappo con foro  
*Holed end*



**9656** Supporto parete/soffitto  
*Wall/ceiling kit*



Schermo - Screen



1 Satinato



2 Trasparente




# KAPPA

Design Athena

Profilo in alluminio anodizzato con schermo in policarbonato

Anodized aluminium profile complete with polycarbonate screen



**9499 2** 10 cm alluminio - 10 cm anodized alum.

Il codice del prodotto è riferito a 10cm di profilo.  
In fase d'ordine precisare la misura del profilo richiesta  
Code number refer to 10cm profile.  
Ordering, specify the length of the profile request



**9451** Tappo senza foro  
Dead-end



**9452** Tappo con foro  
Holed end



**9660** Lavorazione taglio  
ad angolo 45° dei profili  
45° cutting of the profiles

## Applicazione con adesivo o con viti forando e svasando il profilo

Application by adhesive or by screws piercing the profile

Schermo - Screen



1 Satinato



2 Trasparente



3 Lente 40°/Trasparente

# PIATTO

Design Athena

Piatto alluminio per dissipazione del calore

Aluminium bar for heat dissipation



- A Lunghezza massima profilo cm.600 - per spedizioni max cm.300 - altezza profilo mm.3  
 Max length cm 600 - for shipment max cm 300 -profile H mm 3



- A Lunghezza massima profilo cm.600 - per spedizioni max cm.300 - altezza profilo mm.2  
 Max length cm 600 - for shipment max cm 300 -profile H mm 2

**9491** 10 cm alluminio - 10 cm anodized alum.

Il codice del prodotto è riferito a 10cm di profilo.  
 In fase d'ordine precisare la misura del profilo richiesta  
 Code number refer to 10cm profile.  
 Ordering, specify the length of the profile request

**9492** 10 cm alluminio - 10 cm anodized alum.

Utilizzare solo con strip 4,8 e 9,6 w/mt  
 Use only with 4,8 and 9,6 w/m strip

Il codice del prodotto è riferito a 10cm di profilo.  
 In fase d'ordine precisare la misura del profilo richiesta  
 Code number refer to 10cm profile.  
 Ordering, specify the length of the profile request



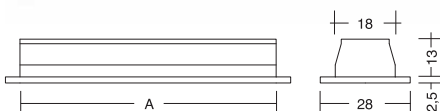


# SIHON

Design Athena

Profilo in alluminio anodizzato con schermo in policarbonato satinato, installazione anche ad incasso

Anodized aluminium recessed profile complete with satined polycarbonate screen



A Lunghezza massima profilo cm.400 - per spedizioni max cm.300  
Max length cm 400 - for shipment max cm 300

**9399 2** 10 cm alluminio - 10 cm anodized alum.

Il codice del prodotto è riferito a 10cm di profilo.  
In fase d'ordine precisare la misura del profilo richiesta  
Code number refer to 10cm profile.  
Ordering, specify the length of the profile request



**9349** Angolo 90° verticale  
Vertical 90° corner



**9353** Molla per incasso controsoffitto e controcassa

Spring for recessed ceiling  
Foro incasso larghezza 19 mm  
Recessed hole width 19 mm

Da posizionare a inizio e fine binario  
più 1 ogni 50 cm  
Place: beginning - end and every 50 cm



**9350** Angolo 90° orizzontale  
Horizontal 90° corner



**930599** Controcassa per incasso murature e laterizio. mm 60x 30  
Casing for brickwork

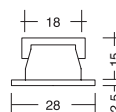
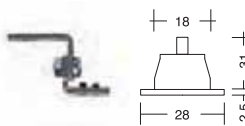
Il codice del prodotto è riferito a 10cm di controcassa  
Code number refer to 10cm of casing



**9352** Tappo con foro  
Holed end



**9655** Supporto parete/soffitto orientabile  
Wall/ceiling adjustable kit



**9656** Supporto parete/soffitto  
Wall/ceiling kit



**9653** Elemento di congiunzione meccanico  
Straight mechanical connector



**930549** Controcassa curva orizzontale per incasso murature e laterizio.  
Horizontal corner casing for brickwork.



**9657** Elemento di congiunzione meccanico per angolo 90° orizzontale  
Mechanical connector for horizontal corner 90°



**930550** Controcassa curva verticale per incasso murature e laterizio.  
Vertical corner casing for brickwork.



**9660** Lavorazione taglio ad angolo 45° dei profili  
45° cutting of the profiles



**9658** Elemento di congiunzione meccanico per angolo 90° verticale  
Mechanical connector for vertical corner 90°





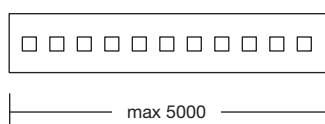
Realizzazione effettuata da La Luce di Alberio - Rovello P.

# STRIP FLEX 19,2 W/MT

Design Athena

Strip led flessibile con biadesivo 3M

Flexible led strip with glue 3M



10



CE IP 20

LED CRI 75-80 **A**

## CODICE ROLLA

97601	■ 1 Natural white	Lm/m 1580 4000-4500°K
97606	■ 6 Warm white	Lm/m 1540 2800-3300°K

## CODICE 10 CM STRIP

97691	■ 1 Natural white	Lm/m 1580 4000-4500°K
97696	■ 6 Warm white	Lm/m 1540 2800-3300°K

LED/MT 240  
 Potenza 19,2 W/MT  
 Volts 24 Vdc  
 Durata 30000h  
 Separabile ogni 6 led 2,5 cm  
 Temperatura -20° +40°C  
 Lunghezza max mm 5000  
 Corrente diretta 0,8 A/MT  
 Cavo aliment. Rosso/nero cm 30

Led/mt 240  
 Wattage 19,2 w/mt 0,8A/mt  
 Voltage 24Vdc  
 Lasting 30000 h  
 Cutable every 6 led 2,5 cm  
 Working temperature -20° +40°C  
 Max length mm 5000  
 Cable red/black cm 30

Installare su superfici dissipanti il calore.  
 Applicazione in luoghi asciutti in ambienti interni  
 Install only on dissipating surfaces.  
 Application in a dry place indoors

Il codice del prodotto è riferito a 10cm di strip  
 In fase d'ordine precisare la misura in cm. della strip  
 tenendo presente la misura di taglio della stessa.  
 Code number refer to 10cm of the strip.  
 Ordering, specify the cm. length of the strip considering  
 the cutting measure of it



## ACCESSORI

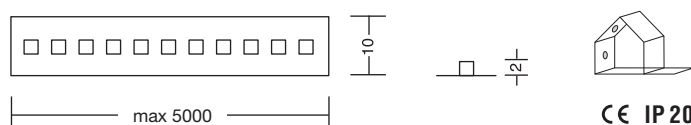
Utilizzare profili da pag. 33 - Alimentatori da pag. 204 - Schemi assemblaggio da pag. 214  
 Use profiles from page 33 - Drivers from page 204 - Assembly schemes from page 214

# STRIP FLEX RGB+WHITE

Design Athena

Strip led flessibile con biadesivo 3M

Flexible led strip with glue 3M




CE IP 20

LED CRI 75-80 **A**

## CODICE ROLLA

97803  3 RGB/White Bianco/White = 2800-3300°K

## CODICE 10 CM STRIP

97893  3 RGB/White Bianco/White = 2800-3300°K

LED/MT 60  
Potenza 19,2 W/MT  
Volts 24 Vdc  
Durata 30000h  
Separabile ogni 6 led 5 cm  
Temperatura -20° +40°C  
Lunghezza max mm 5000  
Corrente diretta 0,8 A/MT  
Cavo aliment. Rosso/nero cm 30

Led/mt 60  
Wattage 19,2 w/mt 0,8A/mt  
Voltage 24Vdc  
Lasting 30000 h  
Cuttable every 6 led 5 cm  
Working temperature -20° +40°C  
Max length mm 5000  
Cable red/black cm 30

Installare su superfici dissipanti il calore.  
Applicazione in luoghi asciutti in ambienti interni  
Install only on dissipating surfaces.  
Application in a dry place indoors

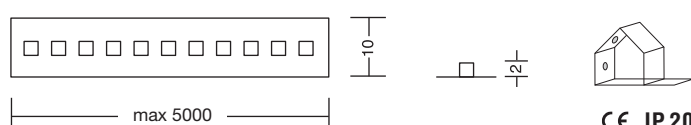
Il codice del prodotto è riferito a 10cm di strip  
In fase d'ordine precisare la misura in cm. della strip  
tenendo presente la misura di taglio della stessa.  
Code number refer to 10cm of the strip.  
Ordering, specify the cm. length of the strip considering  
the cutting measure of it

# STRIP FLEX DYNAMIC WHITE

Design Athena

Regolazione colore da bianco freddo a bianco caldo

Strip colour from cold to warm white



CE IP 20

LED CRI 75-80 **A**

## CODICE ROLLA

97900  0 cold/warm white Lm/m 800 - 2700-7000°K

## CODICE 10 CM STRIP

97990  0 cold/warm white Lm/m 800 - 2700-7000°K

LED/MT 120  
Potenza 19,2 W/MT  
Volts 24 Vdc  
Durata 30000h  
Separabile ogni 6 led 5 cm  
Temperatura -20° +40°C  
Lunghezza max mm 5000  
Corrente diretta 0,8 A/MT  
Cavo aliment. Rosso/nero cm 30

Led/mt 120  
Wattage 19,2 w/mt 0,8A/mt  
Voltage 24Vdc  
Lasting 30000 h  
Cuttable every 6 led 5 cm  
Working temperature -20° +40°C  
Max length mm 5000  
Cable red/black cm 30

Installare su superfici dissipanti il calore.  
Applicazione in luoghi asciutti in ambienti interni  
Install only on dissipating surfaces.  
Application in a dry place indoors

Il codice del prodotto è riferito a 10cm di strip  
In fase d'ordine precisare la misura in cm. della strip  
tenendo presente la misura di taglio della stessa.  
Code number refer to 10cm of the strip.  
Ordering, specify the cm. length of the strip considering  
the cutting measure of it

# STRIP FLEX 14,4 W/MT

Design Athena

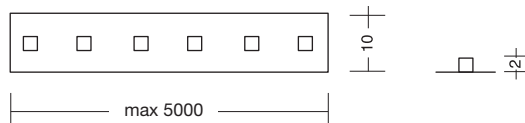
Strip led flessibile con biadesivo 3M

Flexible led strip with glue 3M



LED/MT 60  
Potenza 14,4 W/MT  
Volts 24 Vdc  
Durata 30000h  
Separabile ogni 6 led 10 cm  
Temperatura -20° +40°C  
Lunghezza max mm 5000  
Corrente diretta 0,6 A/MT  
Cavo aliment. Rosso/nero cm 30

Led/mt 60  
Wattage 14,4 w/mt 0,6A/mt  
Voltage 24Vdc  
Lasting 30000 h  
Cutttable every 6 led 10cm  
Working temperature -20° +40°C  
Max length mm 5000  
Cable red/black cm 30



CE IP 20  
LED CRI 75-80 **A**

Installare su superfici dissipanti il calore.  
Applicazione in luoghi asciutti in ambienti interni  
Install only on dissipating surfaces.  
Application in a dry place indoors

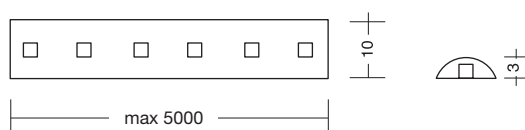
## CODICE ROLLA

99101	■ 1 Natural white	Lm/m 1110 - 4000-4500°K
99106	■ 6 Warm white	Lm/m 1080 - 2800-3300°K
99109	■ 9 RGB	

## CODICE 10 CM STRIP

99191	■ 1 Natural white	Lm/m 1110 - 4000-4500°K
99196	■ 6 Warm white	Lm/m 1080 - 2800-3300°K
99199	■ 9 RGB	

Il codice del prodotto è riferito a 10cm di strip  
In fase d'ordine precisare la misura in cm. della strip  
tenendo presente la misura di taglio della stessa.  
Code number refer to 10cm of the strip.  
Ordering, specify the cm. length of the strip considering  
the cutting measure of it



CE IP 64  
LED CRI 75-80 **A**

Per applicazione in luoghi asciutti o umidi  
in ambienti interni.  
Strip led flessibile con copertura in gel e biadesivo 3M.  
For application in dry or damp indoor.  
Flexible LED Strip with 3M adhesive and gel cover.

## CODICE ROLLA

9901	■ 1 Natural white	Lm/m 1110 - 4000-4500°K
9906	■ 6 Warm white	Lm/m 1080 - 2800-3300°K
9909	■ 9 RGB	

## CODICE 10 CM STRIP

9991	■ 1 Natural white	Lm/m 1110 - 4000-4500°K
9996	■ 6 Warm white	Lm/m 1080 - 2800-3300°K
9999	■ 9 RGB	

Il codice del prodotto è riferito a 10cm di strip  
In fase d'ordine precisare la misura in cm. della strip  
tenendo presente la misura di taglio della stessa.  
Code number refer to 10cm of the strip.  
Ordering, specify the cm. length of the strip considering  
the cutting measure of it

## ACCESSORI

Utilizzare profili da pag. 33 - Alimentatori da pag. 204 - Schemi assemblaggio da pag. 214  
Use profiles from page 33 - Drivers from page 204 - Assembly schemes from page 214



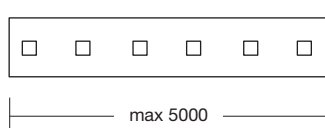
Realizzazioni effettuate da La Luce di Zonch - Buttrio

# STRIP FLEX 9,6 W/MT

Design Athena

Strip led flessibile con biadesivo 3M

Flexible led strip with glue 3M



CE IP 20

LED CRI 75-80 A

LED/MT 120  
Potenza 9,6 W/MT  
Volts 24 Vdc  
Durata 30000h  
Separabile ogni 6 led 5 cm  
Temperatura -20° +40°C  
Lunghezza max mm 5000  
Corrente diretta 0,4 A/MT  
Cavo aliment. Rosso/nero cm 30

Led/mt 120  
Wattage 9,6 w/mt 0,4A/mt  
Voltage 24Vdc  
Lasting 30000 h  
Cutttable every 6 led 5cm  
Working temperature -20° +40°C  
Max length mm 5000  
Cable red/black cm 30

Installare su superfici dissipanti il calore.  
Applicazione in luoghi asciutti in ambienti interni  
Install only on dissipating surfaces.  
Application in a dry place indoors

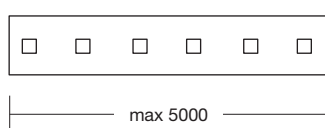
## CODICE ROLLA

97401	■ 1 Natural white	Lm/m 800 - 4000-4500°K
97406	■ 6 Warm white	Lm/m 780 - 2800-3300°K

## CODICE 10 CM STRIP

97491	■ 1 Natural white	Lm/m 800 - 4000-4500°K
97496	■ 6 Warm white	Lm/m 780 - 2800-3300°K

Il codice del prodotto è riferito a 10cm di strip  
In fase d'ordine precisare la misura in cm. della strip  
tenendo presente la misura di taglio della stessa.  
Code number refer to 10cm of the strip.  
Ordering, specify the cm. length of the strip considering  
the cutting measure of it



CE IP 64

LED CRI 75-80 A

Per applicazione in luoghi asciutti o umidi  
in ambienti interni.  
Strip led flessibile con copertura in gel e biadesivo 3M.  
For application in dry or damp indoor.  
Flexible LED Strip with 3M adhesive and gel cover.

## CODICE ROLLA

97301	■ 1 Natural white	Lm/m 800 - 4000-4500°K
97306	■ 6 Warm white	Lm/m 780 - 2800-3300°K

## CODICE 10 CM STRIP

97391	■ 1 Natural white	Lm/m 800 - 4000-4500°K
97396	■ 6 Warm white	Lm/m 780 - 2800-3300°K

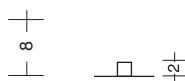
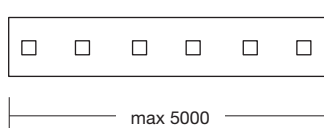
Il codice del prodotto è riferito a 10cm di strip  
In fase d'ordine precisare la misura in cm. della strip  
tenendo presente la misura di taglio della stessa.  
Code number refer to 10cm of the strip.  
Ordering, specify the cm. length of the strip considering  
the cutting measure of it

# STRIP FLEX 4,8 W/MT

Design Athena

Strip led flessibile con biadesivo 3M

Flexible led strip with glue 3M



CE IP 20

LED CRI 75-80 **A**

## CODICE ROLLA

97101	1 Natural white	Lm/m 400 - 4000-4500°K
97106	6 Warm white	Lm/m 360 - 2800-3300°K

## CODICE 10 CM STRIP

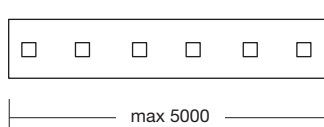
97191	1 Natural white	Lm/m 400 - 4000-4500°K
97196	6 Warm white	Lm/m 360 - 2800-3300°K

LED/MT 60  
Potenza 4,8 W/MT  
Volts 24Vdc  
Durata 30000h  
Separabile ogni 6 led 10cm  
Temperatura -20° +40°C  
Lunghezza max mm15000  
Corrente diretta 0,2 A/MT  
Cavo aliment. Rosso/nero cm30

Led/mt 60  
Wattage 4,8 w/mt 0,2A/mt  
Voltage 24Vdc  
Lasting 30000 h  
Cuttable every 6 led 10cm  
Working temperature -20° +40°C  
Max length mm 15000  
Cable red/black cm30

Installare su superfici dissipanti il calore.  
Applicazione in luoghi asciutti in ambienti interni  
Install only on dissipating surfaces.  
Application in a dry place indoors

Il codice del prodotto è riferito a 10cm di strip  
In fase d'ordine precisare la misura in cm. della strip  
tenendo presente la misura di taglio della stessa.  
Code number refer to 10cm of the strip. Ordering, specify the cm.  
length of the strip considering the cutting measure of it



CE IP 64

LED CRI 75-80 **A**

## CODICE ROLLA

9701	1 Natural white	Lm/m 400 - 4000-4500°K
9706	6 Warm white	Lm/m 360 - 2800-3300°K
9702	2 Blue	
9704	4 Green	
9707	7 Yellow	
9708	8 Red	

## CODICE 10 CM STRIP

9791	1 Natural white	Lm/m 400 - 4000-4500°K
9796	6 Warm white	Lm/m 360 - 2800-3300°K
9792	2 Blue	
9794	4 Green	
9797	7 Yellow	
9798	8 Red	


Per applicazione in luoghi asciutti o umidi  
in ambienti interni.  
Strip led flessibile con copertura silicone  
e biadesivo 3M.  
For application in dry or damp indoor.  
Flexible LED Strip with 3M adhesive and silicon cover.

Il codice del prodotto è riferito a 10cm di strip  
In fase d'ordine precisare la misura in cm. della strip  
tenendo presente la misura di taglio della stessa.  
Code number refer to 10cm of the strip.  
Ordering, specify the cm. length of the strip considering  
the cutting measure of it

## ACCESSORI

Utilizzare profili da pag. 33 - Alimentatori da pag. 204 - Schemi assemblaggio da pag. 214  
Use profiles from page 33 - Drivers from page 204 - Assembly schemes from page 214





## FOCUS

*Design Athena*

Focus é un sistema a cavi 230V ideale per l'illuminazione di grandi spazi, uffici, show-room, negozi, ma utilizzabile anche in ambienti domestici come sale, cucine, corridoi. La vasta gamma degli accessori consente uno svariato utilizzo nella installazione del sistema, consentendo la tensione dello stesso in qualsiasi forma e di poter prendere l'alimentazione in qualsiasi punto del sistema.

L'apposito cavo a 2 conduttori consente inoltre sia l'accensione alternata che l'accensione simultanea dei corpi illuminanti, consentendo di alimentare gli stessi fino a 2500W per conduttore.

*Focus is a 230V cable system perfect for lighting large spaces, offices, show rooms and shops, but it can also be used in domestic environments such as lounges, kitchens and corridors. The vast range of accessories means the system can be installed in a variety of ways, making it possible to tension it in any shape and connect the electricity supply at any point in the system.*

*The two-conductor cable supplied also makes it possible to switch the luminaires on alternately or simultaneously, meaning they can be supplied with up to 2500W per conductor.*



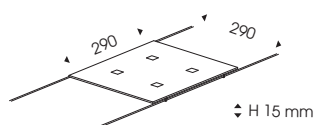
# FOCUS 300

Design Athena

Sorgente led

Led lighting source

INTERASSE 300 MM



**028951** bianco NW - *white NW*

**028991** nero NW - *black NW*

220/240V LED 4x4,3W

Colori led  1 Natural white  
led colours 4000°K - 1580 lumen

**028956** bianco WW - *white WW*

**028996** nero WW - *black WW*

220/240V LED 4x4,3W

Colori led  6 Warm white  
led colours 3000°K - 1480 lumen

CE IP 20    LED CRI >80 



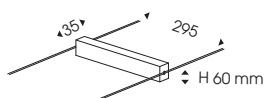
# FOCUS 300

Design Athena

Sorgente led

Led lighting source

INTERASSE 300 MM



**029051** bianco NW - *white NW*

**029071** grigio NW - *grey NW*

**029091** nero NW - *black NW*

220/240V LED 11W Driver incluso - *Driver included*

Colori led  1 Natural white  
led colours 4000°K - 1450 lumen

**029056** bianco WW - *white WW*

**029076** grigio WW - *grey WW*

**029096** nero WW - *black WW*

220/240V LED 11W Driver incluso - *Driver included*

Colori led  6 Warm white  
led colours 3000°K - 1350 lumen

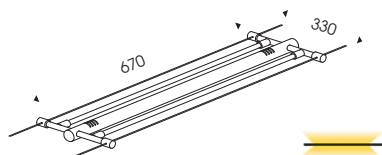
CE IP 40    LED CRI >80 

# FOCUS 300

Design Athena

Sorgente led  
Led lighting source

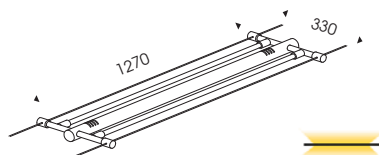
INTERASSE 300 MM



**029171** grigio NW - grey NW  
220/240V LED 2x12,4W Driver incluso - Driver included

Colori led  
led colours

- 1 Natural white  
4000°K - 3600 lumen



**029271** grigio NW - grey NW  
220/240V LED 2x24,8W Driver incluso - Driver included

Colori led  
led colours

- 1 Natural white  
4000°K - 7200 lumen

**029176** grigio WW - grey WW  
220/240V LED 2x12,4W Driver incluso - Driver included

Colori led  
led colours

- 6 Warm white  
3000°K - 3400 lumen

**029276** grigio WW - grey WW  
220/240V LED 2x24,8W Driver incluso - Driver included

Colori led  
led colours

- 6 Warm white  
3000°K - 6800 lumen

CE IP 20 LED CRI >80

CE IP 20 LED CRI >80

## ACCESSORI

Diffusore in policarbonato bianco serigrafato.  
Polycarbonate diffuser.



0212 per 0291

205

0215 per 0292

355

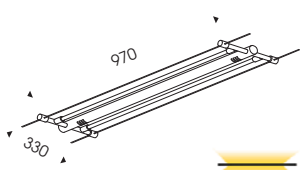

# FOCUS 300

Design Athena

Sorgente fluorescente

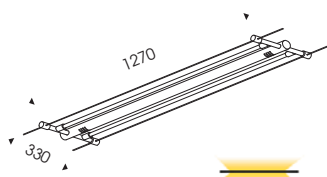
Fluorence lighting source

INTERASSE 300 MM



**0239 7** grigio met. - metal grey  
220/240V T5 2x39W max

CE IP 20    1600 







**0254 7** grigio met. - metal grey  
220/240V T5 2x54W max

CE IP 20    2050 

## ACCESSORI

Coppia Ottiche Microdarklight alluminio anodizzato brillante.  
Luce diretta/indiretta.  
Couple brilliant anodized aluminium optique Microdarklight. Direct/indirect light.



-  **0221** Per sorgenti  
For sources 39W **0239**  280
-  **0222** Per sorgenti  
For sources 54W **0254**  355

Diffusore in policarbonato bianco serigrafato.  
Polycarbonate diffuser.



-  **0213** Per sorgenti  
For sources 39W **0239**  280
-  **0215** Per sorgenti  
For sources 54W **0254**  355





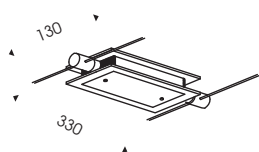
# FOCUS 300

Design Athena

Sorgente alogena con vetro extrachiario

Lighting source with halogen lamp and extra clear glass

INTERASSE 300 MM



0243 7 grigio - grey

220/240V ECO R7S mm 117 160W

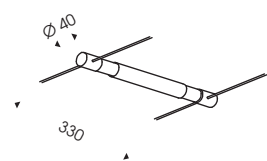
CE IP 20    

# FOCUS 300

Design Athena

Sorgente alogena con Pirex trasparente  
Lighting source with halogen lamp and extra clear glass

INTERASSE 300 MM

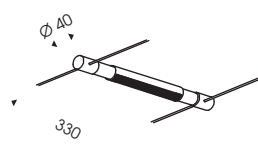


**0242 7** grigio - grey

220/240V ECO R7S mm 117 230W max



Sorgente alogena con pirex serigrafato/sabbiato  
Lighting source with halogen lamp and printed/mat glass-screen



**0240 7** grigio met. - metal grey

220/240V ECO R7S mm 117 230W max



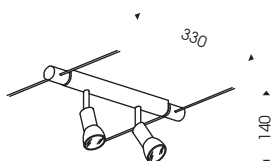
# FOCUS 300

Design Athena

Sorgente alogena o Led

Halogen or Led lighting source

INTERASSE 300 MM



**0251 1** cromo - chrome

220/240V GZ10 2x50W Halo

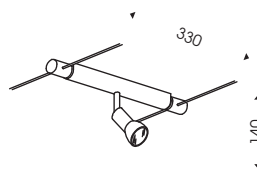
220/240V 2x GU10 LED

CE IP 20    460 



Faretto orientabile in metallo

Adjustable spotlight




**0234 1** cromo - chrome

220/240V GZ10 50W Halo

220/240V GU10 LED

CE IP 20    380 

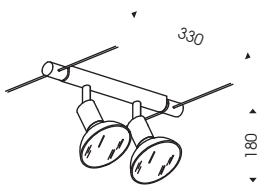



# FOCUS 300

Design Athena

Faretto orientabile in metallo  
Adjustable spotlight

INTERASSE 300 MM

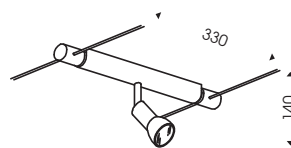


**0282 7** grigio met. - metal grey  
220/240V E27 2x60W max

CE IP 20    490 



Faretto orientabile in metallo  
Adjustable spotlight



**0272 7** grigio met. - metal grey  
220/240V E27 60W max

CE IP 20    380 

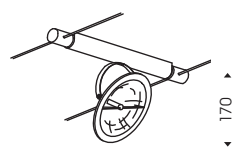
# FOCUS 300

Design Athena

Faretto orientabile in metallo

Adjustable spotlight

INTERASSE 300 MM



**021176** grigio WW - grey WW

220/240V AR111 LED 15,5W 40°

Colori led ■ 6 Warm white  
led colours 3000°K - 1250 lumen

CE IP 20    LED CRI >80 

# FOCUS 300

*Design Athena*



# FOCUS 300

Design Athena

## ACCESSORI



### 0200

Cavo a due conduttori in rame e uno in acciaio per accensioni alternate. Idoneo per l'applicazione di apparecchi in classe II  
*2 copper connection cables and one steel cable to obtain alternated lighting fitted for lamps CL II*



80



### 0207 7 grigio met. - metal grey

Supporto angolare parete 90°-120°  
*Angular wall support 90°-120°*



443



### 0202 7 grigio met. - metal grey

Alimentazione parete/soffitto applicabile in qualsiasi punto del sistema (senza cavi)  
*Ceiling fitted leaders that can be applied to any point of the system (without cables)*



246



### 0208 1 cromo - chrome

Coppia staffa sostegno + rinforzo per staffa altezza massima 250 mm  
*Couple ceiling support bracket + reinforcements bracket max height 250 mm*



343



### 0203 1 cromo - chrome

Coppia sostegno cavi per tesate molto lunghe o quando vi siano numerosi corpi lampade  
*Twin support cables for long sections or with many lamps*



168

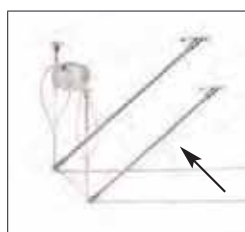


### 0209 1 cromo - chrome

Kit tendicavo snodato composto da 4 tiranti e 4 isolanti - interasse 300 mm  
*Jointed cable 4 tightening and 4 insulating distance 300 mm*



310



### 0204 1 cromo - chrome

Distanziatore per tendere i cavi a soffitto in assenza di pareti  
*Distance piece for tightening cables to ceiling without walls*



613



### 0210 7 grigio met. - metal grey

Kit tendicavo snodato composto da 4 tiranti, 2 isolanti e scatola per alimentazione elettrica interasse 300 mm  
*Jointed cable composed by 4 tightening, 2 insulating and electrical connectors, distance 300 mm*



470



### 0205 7 grigio met. - metal grey

Coppia cavi alimentazione  
*Twin power supply cables*



106



### 0214 1 cromo - chrome

Kit per curve da 45° a 120° composto da staffa e rinforzo.  
*Kit for a curve from 45° to 120° degrees, composed by bracket and reinforcement.*



450



### 0206 7 grigio met. - metal grey

Coppia deviatori a parete  
*Wall deviation twin set*



66



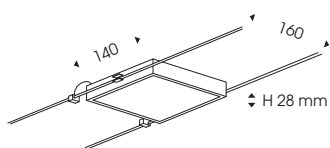
# FOCUS 160

Design Athena

Sorgente led

Led source

INTERASSE 160 MM



**045751** bianco NW - white NW

220/240V LED 13W

Colori led  
led colours

■ 1 Natural white  
4000°K - 1210 lumen

**045756** bianco WW - white WW

220/240V LED 13W

Colori led  
led colours

■ 6 Warm white  
3000°K - 1000 lumen

Colori policarbonato - Polycarbonate colours


□ 1 Trasparente - Transparent

■ 2 Blu - Blue

■ 7 Arancio - Orange

■ 6 Giallo - Yellow


■ 8 Rosso - Red



In fase d'ordine specificare  
colore policarbonato:  
Es 045751 2 = bianco NW blu

Specify polyc. colour when ordering:  
IP Es 045751 2 = white NW blue

CE IP 40    LED CRI >80 



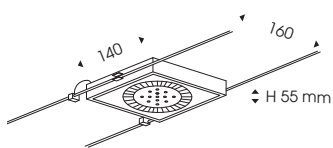
# FOCUS 160

Design Athena

Sorgente Led orientabile

Adjustable Led source

INTERASSE 160 MM



**045856** bianco WW - white WW

220/240V LED AR111 15,5W 40°

Colori led ■ 6 Warm white  
led colours 3000°K - 1250 lumen

Colori policarbonato - Polycarbonate colours

1 Trasparente - Transparent

2 Blu - Blue

7 Arancio - Orange

6 Giallo - Yellow

8 Rosso - Red

In fase d'ordine specificare  
colore policarbonato:  
Es 045856 2 = bianco WW blu

Specify polyc. colour when ordering:  
IP Es 045856 2 = white WW blue

CE IP 40 LED CRI >80

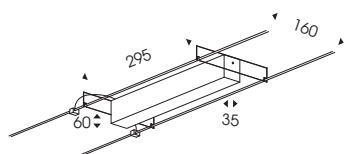

# FOCUS 160

Design Athena

Sorgente Led orientabile

Adjustable Led source

INTERASSE 160 MM



**049051** bianco NW - white NW

**049071** grigio NW - grey NW

**049091** nero NW - black NW

220/240V LED 11W Driver incluso - Driver included

Colori led  1 Natural white  
led colours 4000°K - 1450 lumen


**049056** bianco WW - white WW

**049076** grigio WW - grey WW

**049096** nero WW - black WW

220/240V LED 11W Driver incluso - Driver included

Colori led  6 Warm white  
led colours 3000°K - 1350 lumen



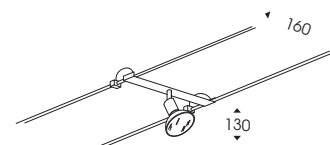
# FOCUS 160

Design Athena

Faretti orientabili in metallo

Adjustable spotlight

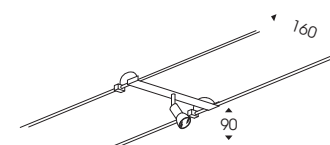
INTERASSE 160 MM



**0472 7** grigio met - metal grey

220/240V E27 60W max

CE IP 20   



**0434 1** cromo - chrome

220/240V GZ10 50W Halo

220/240V GU10 LED

CE IP 20   

# FOCUS 160

Design Athena

INTERASSE 160 MM

## ACCESSORI



### 0200

Cavo a due conduttori in rame e uno in acciaio per accensioni alternate. Idoneo per l'applicazione di apparecchi in classe II  
*2 copper connection cables and one steel cable to obtain alternated lighting fitted for lamps CL II*



80



### 0207 7 grigio met. - metal grey

Supporto angolare parete 90°-120°  
*Angular wall support 90°-120°*



443



### 0202 7 grigio met. - metal grey

Alimentazione parete/soffitto applicabile in qualsiasi punto del sistema (senza cavi)  
*Ceiling fitted leaders that can be applied to any point of the system (without cables)*



246



### 0208 1 cromo - chrome

Coppia staffa sostegno + rinforzo per staffa altezza massima 250 mm  
*Couple ceiling support bracket + reinforcements bracket max height 250 mm*



343



### 0203 1 cromo - chrome

Coppia sostegno cavi per tesate molto lunghe o quando vi siano numerosi corpi lampade  
*Twin support cables for long sections or with many lamps*



168

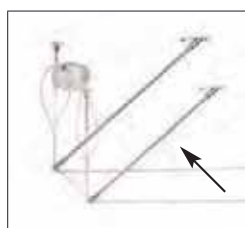


### 0209 1 cromo - chrome

Kit tendicavo snodato composto da 4 tiranti e 4 isolanti - interasse 160 mm  
*Jointed cable 4 tightening and 4 insulating distance 160 mm*



310



### 0204 1 cromo - chrome

Distanziatore per tendere i cavi a soffitto in assenza di pareti  
*Distance piece for tightening cables to ceiling without walls*



613

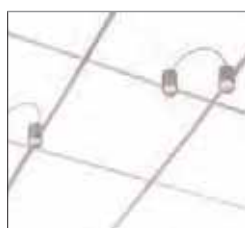


### 0210 7 grigio met. - metal grey

Kit tendicavo snodato composto da 4 tiranti, 2 isolanti e scatola per alimentazione elettrica interasse 160 mm  
*Jointed cable composed by 4 tightening, 2 insulating and electrical connectors, distance 160 mm*



470



### 0205 7 grigio met. - metal grey

Coppia cavi alimentazione  
*Twin power supply cables*



106



### 0214 1 cromo - chrome

Kit per curve da 45° a 120° composto da staffa e rinforzo.  
*Kit for a curve from 45° to 120° degrees, composed by bracket and reinforcement.*



450



### 0206 7 grigio met. - metal grey

Coppia deviatori a parete  
*Wall deviation twin set*



66

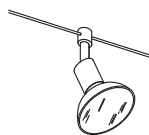


Estetica New Fashion - Mozzate



### Faretto orientabile in metallo

*Adjustable spotlight*



▲  
210  
▼

**0172 7** grigio met. - metal grey  
220/240V E27 60W max

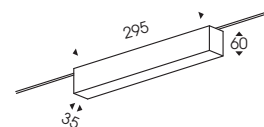
CE IP 20   

# FOCUS 1

Design Athena

Faretti orientabili in metallo

Adjustable spotlight



**019051** bianco NW - white NW

**019071** grigio NW - grey NW

**019091** nero NW - black NW

220/240V LED 11W

Driver incluso - Driver included

Colori led | led colours

■ 1 Natural white  
4000°K - 1450 lumen

**019056** bianco WW - white WW

**019076** grigio WW - grey WW

**019096** nero WW - black WW

220/240V LED 11W

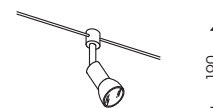
Driver incluso - Driver included

Colori led | led colours

■ 6 Warm white  
3000°K - 1350 lumen

CE IP 20   

670



**0134 1** cromo - chrome

220/240V GZ10 50W Halo

220/240V GU10 LED

CE IP 20   

116

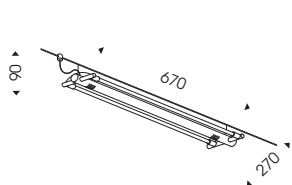


# FOCUS 1

Design Athena

Sorgente fluorescente e Led

Fluorence and Led lighting source

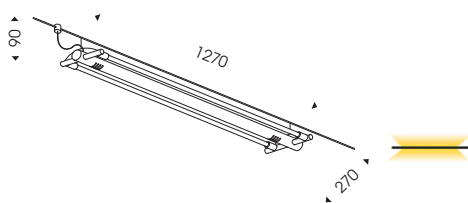


**019171** grigio NW - grey WW

220/240V LED 2x12,4W

Driver incluso - Driver included

Colori led ■ 1 Natural white  
led colours 4000°K - 3600 lumen

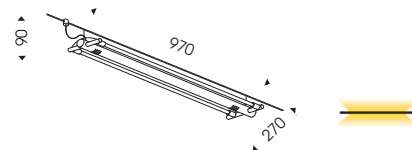


**019271** grigio NW - grey WW

220/240V LED 2x24,8W

Driver incluso - Driver included

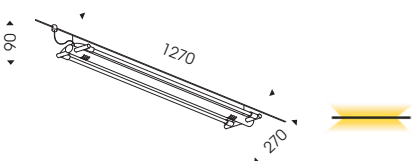
Colori led ■ 1 Natural white  
led colours 4000°K - 7200 lumen



**01397** grigio met. - metal grey

220/240V T5 2x39W

CE IP 20



**01547** grigio met. - metal grey

220/240V T5 2x54W

CE IP 20

**019176** grigio WW - grey WW

220/240V LED 2x12,4W

Driver incluso - Driver included

Colori led ■ 6 Warm white  
led colours 3000°K - 3400 lumen

**019276** grigio WW - grey WW

220/240V LED 2x24,8W

Driver incluso - Driver included

Colori led ■ 6 Warm white  
led colours 3000°K - 6800 lumen

CE IP 20

CE IP 20

CE IP 20

# FOCUS 1

Design Athena



## 0100

Cavo a due conduttori in rame e uno in acciaio.  
Idoneo per l'applicazione di apparecchi in classe II

*2 copper connection cables for lamps CL II*



80



## 0207 7 grigio met. - metal grey

Supporto angolare parete 90°-120°

*Angular wall support 90°-120°*



443



## 0102 7 grigio met. - metal grey

Alimentazione applicabile in qualsiasi punto del sistema (senza cavi)

*Ceiling fitted leaders that can be applied to any point of the system (without cables)*



204



## 0108 1 cromo - chrome

Staffa sostegno + rinforzo per staffa

*Ceiling support bracket + reinforcements bracket*



200



## 0103 1 cromo - chrome

Sostegno cavi per tesate molto lunghe o quando vi siano numerosi corpi lampade

*Support cables for long sections or with many lamps*



84



## 0109 1 cromo - chrome

Kit tendicavo snodato composto da 2 tiranti e 2 isolanti

*Jointed cable 2 tightening and 2 insulating*



156



## 0106 7 grigio met. - metal grey

Deviatori a parete

*Wall deviators*



34



## 0110 7 grigio met. - metal grey

Kit tendicavo snodato composto da 2 tiranti, 1 isolante e scatola per alimentazione elettrica

*Jointed cable composed by 2 tightening and 1 insulating and electrical connectors*



336

## ACCESSORI

Coppia Ottiche Microdarklight alluminio anodizzato brillante.

Luce diretta/indiretta.

*Couple brilliant anodized aluminium optique Microdarklight. Direct/indirect light.*



**0221** Per sorgenti

*For source 39W 0139*



280



**0222** Per sorgenti

*For source 54W 0154*



355

Diffusore in policarbonato

bianco serigrafato.

*Polycarbonate diffuser.*



**0216** Per sorgenti

*For source 0191*



235



**0217** Per sorgenti

*For source 0139*



280



**0218** Per sorgenti

*For sources 0154 - 0192*



355







Mediocasa - Crema - Realizzazione effettuata da Zighetti Illuminazione

## ACCESSORI

Coppia Ottiche Microdarklight alluminio anodizzato brillante.  
Luce diretta/indiretta.  
*Couple brilliant anodized aluminium optique Microdarklight. Direct/indirect light.*







 **0221** Per sorgenti  
For sources **39W 0253**  **280**



 **0222** Per sorgenti  
For sources **54W 0255**  **355**

Diffusore in policarbonato  
bianco serigrafato.  
*Polycarbonate diffuser.*



 **0216** Per sorgenti  
For source **0256**  **235**

 **0217** Per sorgenti  
For source **0253**  **180**

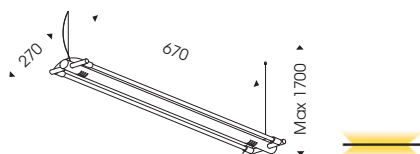
 **0218** Per sorgenti  
For sources **0255 - 0257**  **355**

# FOCUS

Design Athena

## Sospensione fluorescente e Led

Fluorescence and Led light suspension

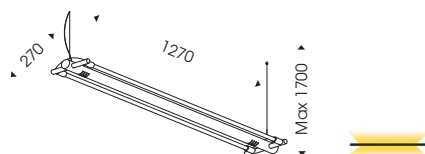


**025671** grigio NW - grey NW

220/240V LED 2x12,4W

Driver incluso - Driver included

Colori led  1 Natural white  
led colours 4000°K - 3600 lumen

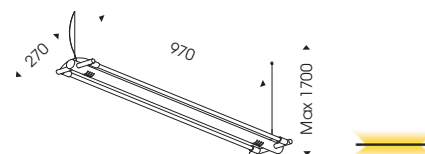


**025771** grigio NW - grey NW

220/240V LED 2x24,8W

Driver incluso - Driver included

Colori led  1 Natural white  
led colours 4000°K - 7200 lumen



**02537** grigio met. - metal grey

220/240V T5 2x39W

CE IP 20         

**025676** grigio WW - grey WW

220/240V LED 2x12,4W

Driver incluso - Driver included

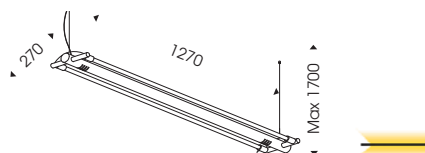
Colori led  6 Warm white  
led colours 3000°K - 3400 lumen

**025776** grigio WW - grey WW

220/240V LED 2x24,8W

Driver incluso - Driver included

Colori led  6 Warm white  
led colours 3000°K - 6800 lumen



**02557** grigio met. - metal grey

220/240V T5 2x54W

CE IP 20         

CE IP 20        

CE IP 20       

CE IP 20         



Bar Movida - Turate

## TWIN

Design Athena


INTERASSE 135 MM CON FARETTI CON ADATTATORE.  
INTERASSE DISTANZA MAX 2900 MM CON SOSPENSIONI VETRO.

Twin è un sistema a bassa tensione (12 V); sviluppato su un doppio cavo elettrificato, risulta adatto per ogni soluzione illuminotecnica che voglia essere allo stesso tempo pratica, semplice nell'installazione, elegante e di grande effetto. Data l'essenzialità delle sue linee risulta ottimale per ogni ambiente, che sia un'abitazione, uno show-room o un luogo più sobrio quale potrebbe essere un museo o una galleria d'arte. Con l'ampia gamma di sorgenti luminose e di componenti, la struttura ottiene il massimo della flessibilità.

Alla versatilità del sistema è affiancato inoltre un elevato standard qualitativo raggiunto basandone lo sviluppo sulle caratteristiche principali della nostra produzione: estetica, sicurezza e praticità. Si consiglia di restare entro una linea continua di max 8 m. alimentata da un trasformatore toroidale.

*Twin is a 12V low-voltage system. Based on an electrified double cable it is suitable for any technical lighting solution that needs to be practical, easy to install, elegant and of great effect. Thanks to its clean lines it is suitable for any environment, whether it may be a home, showroom or a more austere setting such as a museum or art gallery. The structure offers great flexibility thanks to the wide range of light sources and components available.*

*Alongside its versatility, the system also boasts a high standard of quality obtained by basing its development on the main features of our production range: appearance, safety and practicality. We recommend staying within a maximum continuous line of 10 metres with power supplied with a toroidal transformer.*



## FLIGHT SYSTEM

*Design Athena*

Flight system é il sistema a bassa tensione (12V) che si sviluppa su binario rigido. Particolarmente indicato per l'illuminazione privata, ma non solo, consente di portare le sorgenti luminose in qualsiasi punto dell'ambiente, in presenza di punti luce sia a parete che a soffitto. Le diverse composizioni possibili e le numerose sorgenti disponibili consentono di soddisfare le esigenze più svariate.

È consigliabile l'utilizzo di una lunghezza massima per alimentazione con trasformatore toroidale non superiore a 6 metri.

*Flight system is a 12V low-voltage system based on a rigid track and ideal for any kind of lighting. It is possible to move the lights to any point in the room with both wall and ceiling lights. The various compositions and lights available make it possible to meet the most varied needs. We recommend using a maximum length of 6 meters with power supplied with a toroidal transformer.*

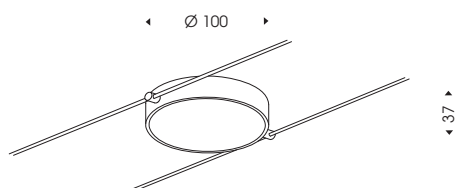
# TWIN

Design Athena

Sorgente led orientabile

Adjustable Led lighting source

INTERASSE 135 MM



**035851** bianco NW - white NW

per/for **Twin**

12V 4W LED

Colori led  1 Natural white  
led colours 4000°K - 520 lumen

**035856** bianco WW - white WW

per/for **Twin**

12V 4W LED

Colori led  6 Warm white  
led colours 3000°K - 480 lumen

CE IP 40    LED CRI >80 

## ACCESSORI

Trasformatori e accessori: Twin da pag. 95  
Transformers and accessories: Twin from page 95





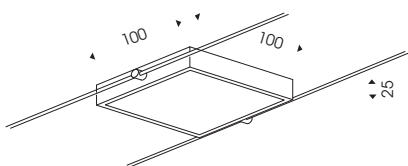
# TWIN

Design Athena

Sorgente led orientabile

Adjustable Led lighting source

INTERASSE 135 MM



**035751** bianco NW - white NW

per/for **Twin**

12V 4W LED

Colori led  1 Natural white  
led colours 4000°K - 520 lumen

**035756** bianco WW - white WW

per/for **Twin**

12V 4W LED

Colori led  6 Warm white  
led colours 3000°K - 480 lumen

CE IP 40    LED CRI >80 

Colori policarbonato - Polycarbonate colours

- |  |   |
|--|---|
| <input type="checkbox"/> 1 Trasparente - Transparent | <input type="checkbox"/> 7 Arancio - Orange |
| <input type="checkbox"/> 2 Blu - Blue                | <input type="checkbox"/> 8 Rosso - Red      |
| <input type="checkbox"/> 6 Giallo - Yellow           |   |

In fase d'ordine specificare  
colore policarbonato:  
Es 035751 2 = bianco NW blu

Specify polyc. colour when ordering:  
IP Es 035751 2 = white NW blue

## ACCESSORI

Trasformatori e accessori: Twin da pag. 95  
Transformers and accessories: Twin from page 95



# TWIN & FLIGHT SYSTEM

Design Athena

Sorgenti Led e Halo

Led and Halo lighting sources



◀ 250 ▶

**0353 1** cromo - chrome

per/for **Twin**

12v G5,3 50W max Halo

12v G5,3 LED

CE IP20    



600

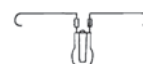
**0354 1** cromo - chrome

per/for **Twin e Flight system**

12v G5,3 50W max Halo

12v G5,3 LED

CE IP20    



◀ 240 ▶

**0355 1** cromo - chrome

per/for **Twin**

12v G6,35 50W max Halo

12v LED

CE IP20    

## ACCESSORI

Trasformatori e accessori: Twin da pag. 95 Flight da pag. 98

Transformers and accessories: Twin from page 95 Flight from page 98



# TWIN & FLIGHT SYSTEM

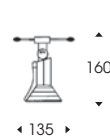
Design Athena

Sorgenti Led e Halo orientabili

Led and Halo adjustable lighting sources



2010



2011



**2010 1** cromo - chrome

per/for **Twin**

Interasse 135 mm

**2011 1** cromo - chrome

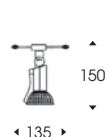
per/for **Flight system**

12v G6,35 50W max

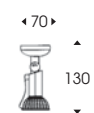
CE IP 20



1910



1911



**1910 1** cromo - chrome

per/for **Twin**

Interasse 135 mm

**1911 1** cromo - chrome

per/for **Flight system**

12v G5,3 50W max Halo

12v G5,3 LED

CE IP 20

## ACCESSORI

Trasformatori e accessori: Twin da pag. 95 Flight da pag. 98

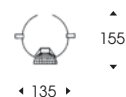
Transformers and accessories: Twin from page 95 Flight from page 98

# TWIN & FLIGHT SYSTEM

Design Athena

Sorgenti Led e Halo

Led and Halo lighting sources



**3110 1** cromo - *chrome*  
per/for **Twin**  
Interasse 135 mm

12v G5,3 50W max Halo  
12v G5,3 LED

CE IP20    

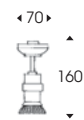


**3310**





**3311**





**3310 1** cromo - *chrome*  
per/for **Twin**  
Interasse 135 mm

**3311 1** cromo - *chrome*  
per/for **Flight system**  
12v G5,3 LED

CE IP20   

## ACCESSORI

Trasformatori e accessori: Twin da pag. 95 Flight da pag. 98  
Transformers and accessories: Twin from page 95 Flight from page 98



# TWIN & FLIGHT SYSTEM

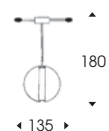
Design Athena

Sorgenti Halo

Halo Lighting sources



3010



3011



**3010 1** cromo - chrome

per/for **Twin**

Interasse 135 mm

**3011 1** cromo - chrome

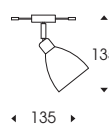
per/for **Flight system**

12v G6,35 50W max

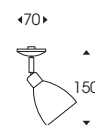
CE IP 20



4610



4611



**4610 1** cromo - chrome

per/for **Twin**

Interasse 135 mm

**4611 1** cromo - chrome

per/for **Flight system**

12v G6,35 50W max

CE IP 20

## ACCESSORI

Trasformatori e accessori: Twin da pag. 95 Flight da pag. 98

Transformers and accessories: Twin from page 95 Flight from page 98



# TWIN & FLIGHT SYSTEM

Design Athena

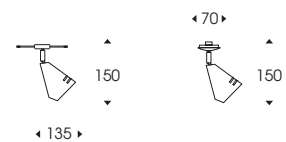
Sorgenti Led e Halo

Led and Halo lighting sources



4510

4511



**4510 1** cromo - chrome

per/for **Twin**

Interasse 135 mm

**4511 1** cromo - chrome

per/for **Flight system**

12v G5,3 50W max Halo

12v G5,3 LED



1410

1411



**1410 7** grigio met - metal grey

per/for **Twin**

Interasse 135 mm

**1411 7** grigio met - metal grey

per/for **Flight system**

12v G53 AR111 75W max Halo

12v G53 LED AR111



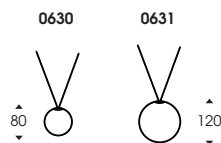


# TWIN & FLIGHT SYSTEM

Design Athena

Sospensioni con cavo cm 600 - Utilizzabile su sistemi Flight o Twin con interasse più largo fino a mm 2900 max

Suspensions with wire cm 600 - Usable on Flight System or Twin System with large interaxis distance



**0630 1** cromo - chrome (Ø80)

**0631 1** cromo - chrome (Ø120)

per/for Twin & Flight system

**9843** Set 5 cristalli - set 5 crystals

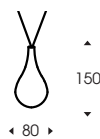
12v G6,35 50W max

12v LED



Inserti in cristallo

9843 9843 9843  
 ■ 2 ■ 5 ■ 8



**0632 1** cromo - chrome

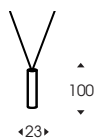
per/for Twin & Flight system

12v G4 20W max

12v LED



□ 1 ■ 5

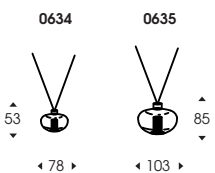


**0633 1** cromo - chrome

per/for Twin & Flight system

12v G6,35 50W max

12v LED



**0634 1** cromo - chrome 12v G4 20W max

**0635 1** cromo - chrome 12v G6,35 50W max

per/for Twin & Flight system

12v LED

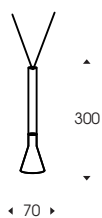



## ACCESSORI

Trasformatori e accessori: Twin da pag. 95 Flight da pag. 98  
 Transformers and accessories: Twin from page 95 Flight from page 98



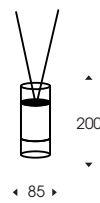
**0342** Accessorio tenuta cavi  
 Accessories for cables



**0639 1** cromo - chrome  
per/for Twin & Flight system

- 12v G5,3 50W max Halo
- 12v G6,35 50W max
- 12v G5,3 LED

◀ 70 ▶



**0640 1** cromo - chrome  
per/for Twin & Flight system

- 12v G5,3 50W max
- 12v G6,35 50W max
- 12v G5,3 LED

◀ 85 ▶



## ACCESSORI

Trasformatori e accessori: Twin da pag. 95 Flight da pag. 98  
Transformers and accessories: Twin from page 95 Flight from page 98



**0342** Accessorio tenuta cavi  
Accessories for cables



TWIN

Design Athena

TWIN INTERASSE 135 MM


## ACCESSORI

**0203 1** cromo - chrome

Coppia sostegno cavi per tesate molto lunghe  
o quando vi siano numerosi corpi lampade  
*Twin support cables for long sections or with  
many lamps*



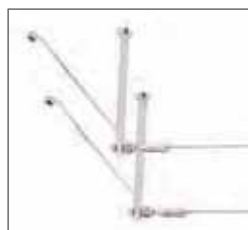
84

**0335 1** cromo - chrome (H 250 mm)

Staffa sostegno a parete  
*Wall support bracket*



68

**0208 1** cromo - chrome (H. 250 mm)

Coppia staffa sostegno  
+ coppia rinforzo per staffa  
*Pair of support bracket  
+ pair of reinforcement brackets*



343

**0336 1** cromo - chrome (H 250 mm)

Kit per curve da 45° a 120° + staffa+rinforzo  
*Kit for a curve from 45° to 120° degrees +  
brackets + reinforcements*



400

**0328 1** cromo - chrome

Coppia alimentazione  
*Couple of power accessories*



33

**0338 1** cromo - chrome

Kit per curva regolabile parete/soffitto  
*Wall/ceiling adjustable curve couple*



320



0319

0329

**0319** Non isolato - *Not insulated* mmq. 6 - 30A**0329** Isolato - *Insulated* mmq. 6 - 25A

Cavo rame interasse mm. 135  
*Copper cable axle base mm. 135*



55

**0339 1** cromo - chrome (L 70 mm)

Coppia giunti isolante  
*Insulating joint couples*



36

**0330 1** cromo - chrome

Kit tendicavo snodato - 4 tiranti  
*Jointed cable tightening kit*



284

**0340 1** cromo - chrome (H 95 mm)

Coppia staffa sostegno  
*Pair of ceiling support brackets*



90

**0331 1** cromo - chrome (H 250 mm)

Coppia staffa sostegno  
*Pair of ceiling support brackets*



308

**0341 1** cromo - chrome (H 95 mm)

Coppia staffa sostegno  
*Pair of ceiling support brackets*



30

# TWIN

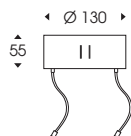
Design Athena

Contenitore in metallo con trasformatore toroidale 230/12V completo di coppia di alimentazione.

Box with toroidal transformer 230/12V with feed supply couple.

TWIN INTERASSE 135 MM

## ACCESSORI



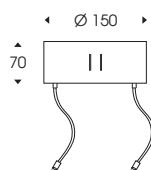
**0823 1** cromo - *chrome* (50 W)

**0823 5** bianco - *white* (50 W)

**0824 1** cromo - *chrome* (100 W)

**0824 5** bianco - *white* (100 W)

CE IP 20   
 1330 1800   
 0823 0824



**0826 1** cromo - *chrome* (200 W)

**0826 5** bianco - *white* (200 W)

**0827 1** cromo - *chrome* (300 W)

**0827 5** bianco - *white* (300 W)

**0849 1** cromo - *chrome* (400 W)

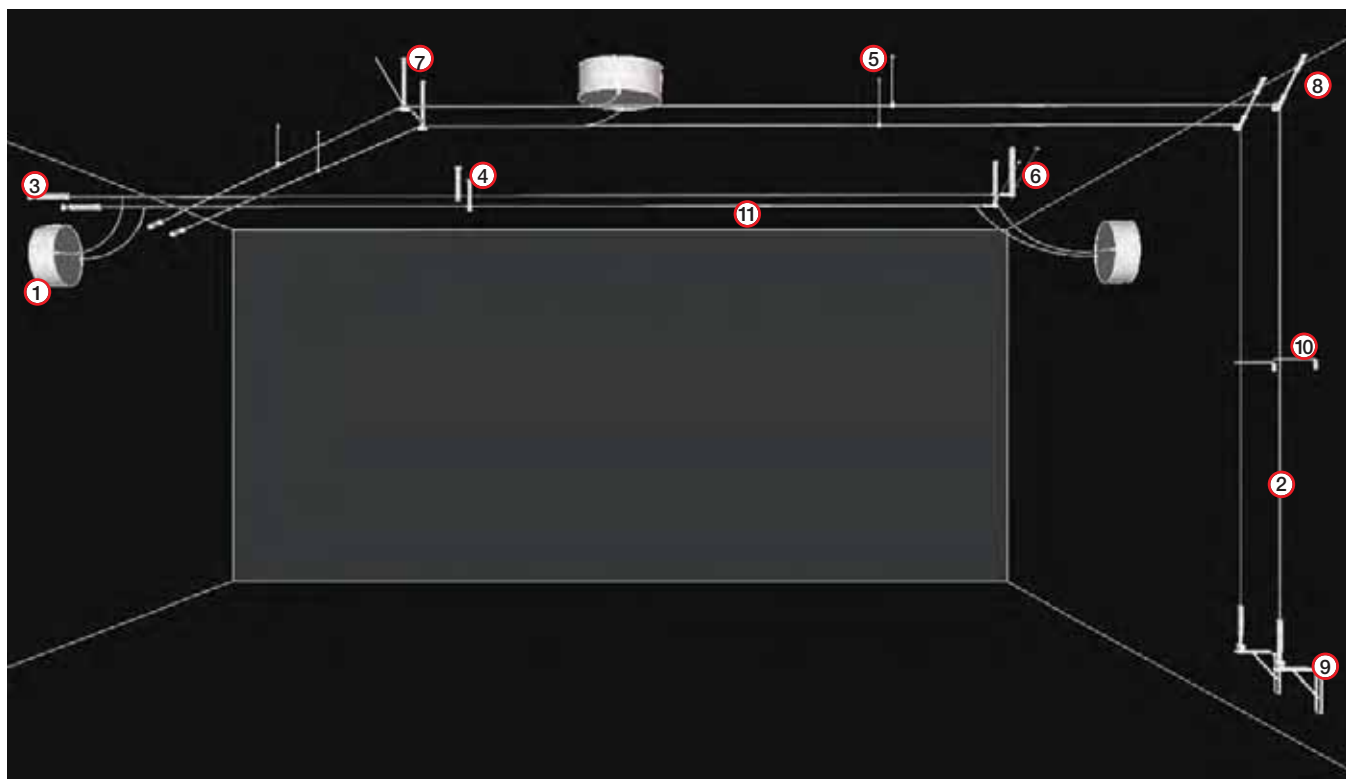
**0849 5** bianco - *white* (400 W)

CE IP 20   
 2640 3360 4200   
 0826 0827 0849



## TWIN

Design Athena
































- |  |  |  |   |
|--|--|--|---|
| <p><b>1</b>    <b>0823 1</b> cromo - <i>chrome</i> 50W<br/> <b>0824 1</b> cromo - <i>chrome</i> 100W<br/> <b>0826 1</b> cromo - <i>chrome</i> 200W<br/> <b>0827 1</b> cromo - <i>chrome</i> 300W<br/> <b>0849 1</b> cromo - <i>chrome</i> 400W</p> <p>Contenitore con trasformatore<br/> <i>Box with transformer</i></p> | <p><b>0823 5</b> bianco - <i>white</i> 50W<br/> <b>0824 5</b> bianco - <i>white</i> 100W<br/> <b>0826 5</b> bianco - <i>white</i> 200W<br/> <b>0827 5</b> bianco - <i>white</i> 300W<br/> <b>0849 5</b> bianco - <i>white</i> 400W</p> | <p><b>5</b>    <b>0203 1</b> cromo<br/> Staffa sostegno cavi<br/> <i>Twin support cables</i></p>         | <p><b>9</b>    <b>0340</b><br/> Coppia staffa sostegno<br/> <i>Pair of ceiling support brackets</i></p> |
| <p><b>2</b>    <b>0329 - 0319</b><br/> Cavo rame<br/> <i>Copper cable</i></p>  | <p><b>6</b>    <b>0208 1</b> cromo<br/> Coppia staffa sostegno<br/> + rinforzo<br/> <i>Couple support bracket<br/> + reinforcement</i></p>   | <p><b>10</b>    <b>0341</b><br/> Coppia staffa sostegno<br/> <i>Pair of ceiling support brackets</i></p> |   |
| <p><b>3</b>    <b>0330 1</b> cromo<br/> Kit tendicavo<br/> <i>Jointed cable tightening kit</i></p>   | <p><b>7</b>    <b>0336 1</b> cromo<br/> Kit per curva 45° a 120°<br/> <i>Kit for a curve from 45° to 120°</i></p>  | <p><b>11</b>    <b>0339</b><br/> Coppia giunti isolante<br/> <i>Insulating joint couples</i></p>         |   |
| <p><b>4</b>    <b>0331 1</b> cromo<br/> Staffa sostegno soffitto<br/> <i>Ceiling support brackets</i></p>  | <p><b>8</b>    <b>0338 1</b> cromo<br/> Curva regolabile<br/> <i>Adjustable curve</i></p>  |  |   |



# FLIGHT SYSTEM

Design Athena

## ACCESSORI

	<p><b>0529 1</b> cromo - chrome Giunto flessibile. <i>Flexible joint.</i></p> <p> <b>33</b></p>		<p><b>0540 1</b> Coppia giunto isolante. <i>Two insulating connectors.</i></p> <p> <b>2</b></p>
	<p><b>0530 1</b> cromo - chrome (100 mm) <b>0531 1</b> cromo - chrome (50 mm) Coppia di tubi. <i>Couple of tubes.</i></p> <p><b>266</b>   <b>133</b> <b>0530</b>   <b>0531</b></p>		<p><b>0541 1</b> cromo - chrome Supporto distanziale parete/soffitto. <i>Two distance support wall/ceiling.</i></p> <p> <b>66</b></p>
	<p><b>0532 1</b> cromo - chrome Coppia barre curve cm 100. <i>Two 100 cm curved bars.</i></p> <p> <b>258</b></p>		<p><b>0542 1</b> cromo - chrome Supporto curve 90° <i>90° curve connector</i></p> <p> <b>93</b></p>
	<p><b>0533 1</b> cromo - chrome Giunto orizzontale cm 20x20. <i>Horizontal joint cm 20x20.</i></p> <p> <b>90</b></p>		<p><b>0543 1</b> cromo - chrome Supporto a "T". <i>"T" Connector.</i></p> <p> <b>97</b></p>
	<p><b>0534 1</b> cromo - chrome Giunto verticale cm 20x20. <i>Vertical joint cm 20x20.</i></p> <p> <b>90</b></p>		<p><b>0544 5</b> trasparente - clear Coppia terminale per binario. <i>Two end-pieces for tracks.</i></p> <p> <b>4</b></p>
	<p><b>0535 1</b> cromo - chrome Coppia supporto per alimentazione. <i>Two electrical connectors.</i></p> <p> <b>90</b></p>		<p><b>0545 1</b> cromo - chrome Supporto a croce. <i>4-way connector.</i></p> <p> <b>105</b></p>
	<p><b>0539</b> Coppia giunto conduttore. <i>Two wire connectors.</i></p> <p> <b>4</b></p>		<p><b>0563 1</b> cromo - chrome Asta cm100 per discesa (per 0541). <i>100 cm vertical connecting rod (for 0541).</i></p> <p> <b>160</b></p>

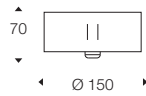
# FLIGHT SYSTEM

Design Athena

Contenitore in metallo con trasformatore toroidale 230/12V

Box with toroidal transformer 230/12V

## ACCESSORI



**0814 1** cromo - *chrome* (100 W)

**0814 7** grigio met - *metal grey* (100 W)

**0818 1** cromo - *chrome* (200 W)

**0818 7** grigio met - *metal grey* (200 W)

**0819 1** cromo - *chrome* (300 W)

**0819 7** grigio met - *metal grey* (300 W)

**0820 1** cromo - *chrome* (400 W)

**0820 7** grigio met - *metal grey* (400 W)

CE IP 20



1750

0814



2460

0818



3400

0819



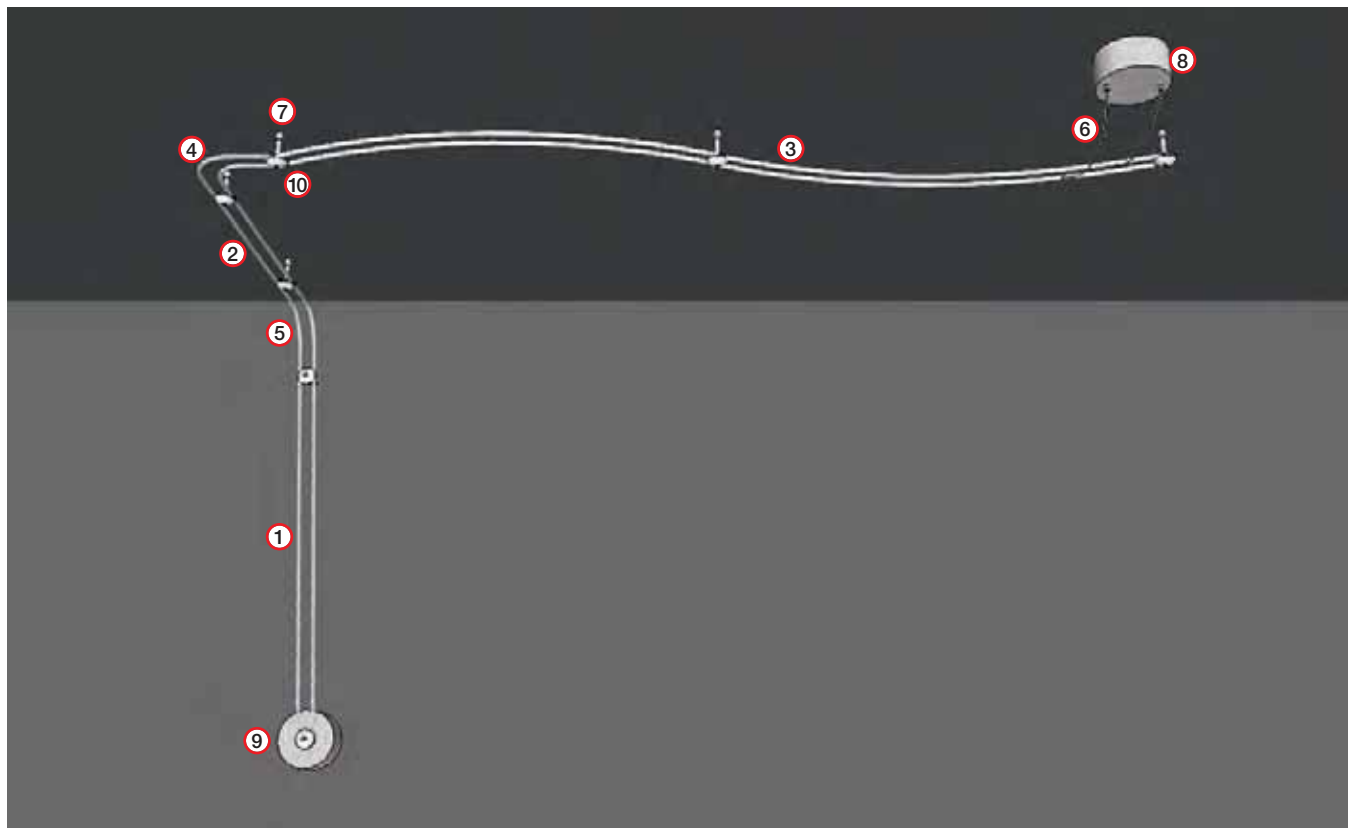
4070

0820



# FLIGHT SYSTEM

Design Athena



1 0530 cm 100

2 0531 cm 50  
Coppia di tubi  
*Couple of tubes*

5 0534

Giunto verticale  
*Vertical joint*

8 0823 50W Ø130  
0824 100W Ø130  
0826 200W Ø150  
0827 300W Ø150  
0849 400W Ø150

3 0532  
Coppia barre curve cm 100  
*Two 100 cm curved bars*

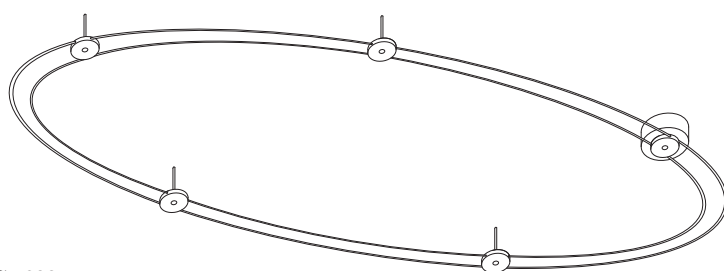
6 0535  
Coppia supporto per alimentazione  
*Two electrical connectors*

9 0814 100W  
0818 200W  
0819 300W  
0820 400W

4 0533  
Giunto orizzontale  
*Horizontal joint*

7 0541  
Supporto distanziale per parete/soffitto  
*Distance support for wall/ceiling*

10 0540  
Coppia giunto isolante  
*Two insulating connectors*



Ø 1600 mm  
Raggio: 800 mm  
Circonferenza: 5024 mm

## Composizioni cerchio - Ring configuration

Nr. 4 0541 Supporti - *Supports*

Nr. 5 0532 Barre curve - *curved bars*

Nr. 5 0539 Giunto conduttore - *Wire connectors*

Nr. 1 081... Contenitore con trasformatore - *Box with trafo*

